




abrdn New Dawn Investment Trust plc

(formerly Aberdeen New Dawn Investment Trust PLC)

Annual Report 30 April 2022

Investing in locally chosen, high quality, Asia Pacific companies

abrdn.com



The Company's Investment Manager is based in Singapore, where 5.9% of the Company's total assets are invested.



"The Company's performance reflected a testing environment, with the share price and net asset values falling by 11.8% and 11.0% respectively on a total return basis. This compared with a fall of 9.2% in the benchmark index."

Donald Workman, Chairman



"Asia Pacific equities retreated over the year ended 30 April 2022, with a marked rise in volatility in the second half of the year. This was amid the emergence of the Covid-19 Omicron variant and rising expectations for monetary tightening to combat inflation."

James Thom and Xin-Yao Ng,
abrdn Asia Limited

Contents

THIS DOCUMENT IS IMPORTANT AND REQUIRES YOUR IMMEDIATE ATTENTION. If you are in any doubt about the action you should take, you are recommended to seek your own financial advice from your stockbroker, bank manager, solicitor, accountant or other financial adviser authorised under the Financial Services and Markets Act 2000 (as amended by the Financial Services Act 2012) if you are in the United Kingdom or, if not, from another appropriately authorised financial adviser.

If you have sold or otherwise transferred all your Ordinary shares in abrdn New Dawn Investment Trust plc, please forward this document, together with the accompanying documents immediately to the purchaser or transferee, or to the stockbroker, bank or agent through whom the sale or transfer was effected for transmission to the purchaser or transferee, or to the stockbroker, bank or agent through whom the sale or transfer was effected for transmission to the purchaser or transferee.

Overview	
Performance Highlights	3
Financial Calendar and Highlights	4
Strategic Report	
Chairman's Statement	8
Overview of Strategy	12
Promoting the Success of the Company	16
Performance	20
Investment Manager's Review	22
Principal Risks and Uncertainties	25
Portfolio	
Ten Largest Investments	30
Investment Portfolio	31
Changes in Asset Distribution	34
Geographical/Sector Analysis	35
Currency/Market Performance	37
Investment Case Studies	38
Governance	
Board of Directors	42
Directors' Report	45
Directors' Remuneration Report	53
Audit and Risk Committee's Report	57
Financial Statements	
Statement of Directors' Responsibilities	62
Independent Auditor's Report	63
Statement of Comprehensive Income	70
Statement of Financial Position	71
Statement of Changes in Equity	72
Statement of Cash Flows	73
Notes to the Financial Statements	74
Corporate Information (Unaudited)	
Information about the Investment Manager	94
The Investment Manager's Approach to ESG	96
Investor Information	101
Glossary of Terms	104
Your Company's Share Capital History	106
AIFMD Disclosures	108
Alternative Performance Measures	109
General	
Notice of Annual General Meeting	113
Contact Addresses	121

Performance Highlights for the Year Ended 30 April 2022

Share price total return^{AB}

-11.8%

2021

+48.3%

Net asset value total return^{AB}

-11.0%

2021

+43.4%

Benchmark total return^B

-9.2%

2021

+35.7%

Ongoing charges^A

1.13%

2021

1.09%

Revenue return per share

3.71p

2021

4.24p

Dividend per Ordinary share

4.30p

2021

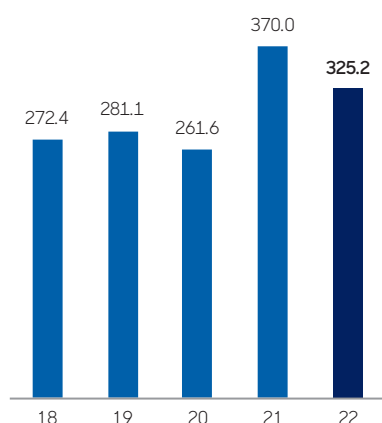
4.30p

^A Alternative Performance Measure (see pages 109 to 111).

^B Total return represents capital return plus dividends reinvested.

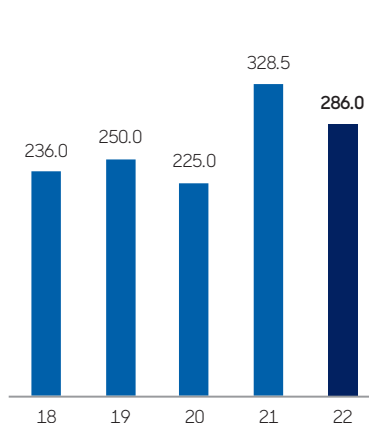
Net asset value per share

At 30 April – pence



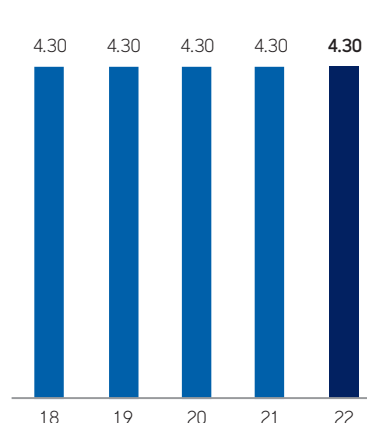
Mid-Market price per share

At 30 April – pence



Dividends per share

Year ended 30 April – pence



Financial Calendar and Highlights

Financial Calendar

Online Shareholder Presentation	22 August 2022
Annual General Meeting	6 September 2022
Final dividend payable	9 September 2022
Half year end	31 October 2022
Expected announcement of results for the half year ending 31 October 2022	December 2022
Interim dividend payable	10 February 2023
Financial year end	30 April 2023
Expected announcement of results for year ended 30 April 2023	July 2023

Highlights

	30 April 2022	30 April 2021	% change
Total assets (see definition on page 105)	£380,434,000	£435,701,000	-12.7
Total equity shareholders' funds (net assets)	£346,952,000	£403,005,000	-13.9
Market capitalisation	£305,154,000	£357,833,000	
Net asset value per Ordinary share (including current year income)	325.17p	369.97p	-12.1
Net asset value per Ordinary share (excluding current year income) ^{AB}	322.43p	366.71p	-12.1
Share price (mid market)	286.00p	328.50p	-12.9
Discount to net asset value per Ordinary share (including current year income) ^B	12.0%	11.2%	
Discount to net asset value per Ordinary share (excluding current year income) ^{AB}	11.3%	10.4%	
MSCI AC Asia Pacific ex Japan Index (currency adjusted, capital gains basis)	834.02	941.03	-11.4
Net gearing ^B	7.7%	7.2%	
Dividend and earnings			
Revenue return per share	3.71p	4.24p	-12.5
Dividends per share ^C	4.30p	4.30p	-
Dividend cover ^B	0.86	0.99	
Revenue reserves ^D	£12,705,000	£13,362,000	
Operating costs			
Ongoing charges ratio ^B	1.13%	1.09%	

^A Based on capital only NAV (see page 110 for further details).

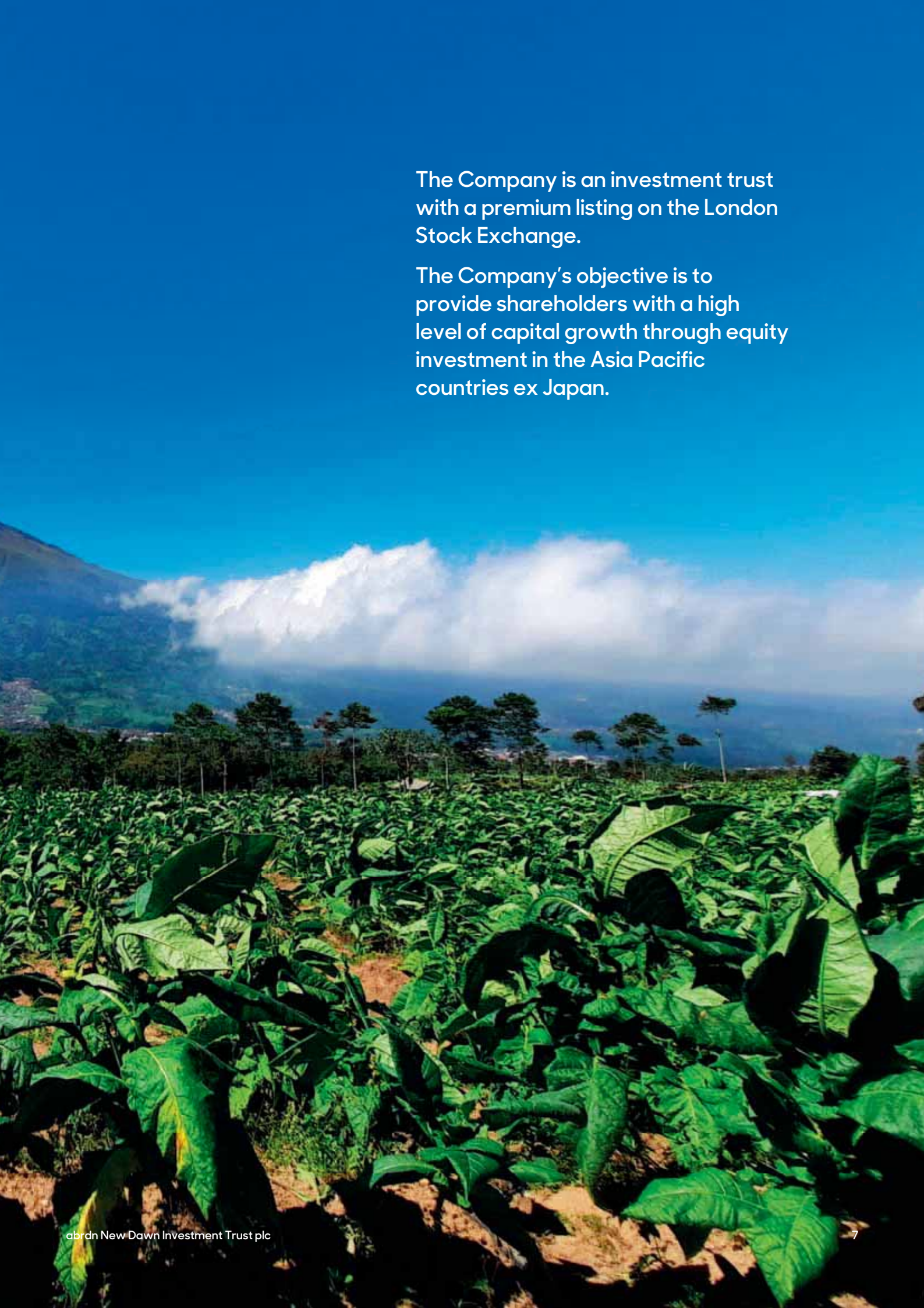
^B Considered to be an Alternative Performance Measure (see pages 109 to 111 for details).

^C The figures for dividends reflect the years in which they were earned (see note 8 on page 79) and assume approval of the final dividend.

^D Prior to payment of proposed final dividend.

Strategic Report





The Company is an investment trust with a premium listing on the London Stock Exchange.

The Company's objective is to provide shareholders with a high level of capital growth through equity investment in the Asia Pacific countries ex Japan.

Chairman's Statement

Overview of the Year

It was a challenging year for your company, as Asia experienced a resurgence of infections from more transmissible Covid-19 strains, amid the pandemic that is now into its third year. In contrast to many Western countries, which moved towards living with Covid-19 and re-opened their economies, mobility curbs and lockdowns remained a feature across Asia. In China, for instance, the government's "zero-Covid" policy led to severe lockdowns in major cities including Shanghai following a spike in infection rates. Some officials have talked about providing support for the economy and promised that GDP growth targets would be met. However, few concrete measures have been announced so far. Pandemic related disruption continues to impinge on global supply chains. With global demand starting to recover, commodity prices were already rising when the Russian invasion of Ukraine in February added to the pressure. Evident growing inflation risks led major central banks to shift their policy stance, with the US Federal Reserve leading the way in interest rate increases.

The Company's performance reflected this testing environment, with the share price and net asset values falling by 11.8% and 11.0% respectively on a total return basis. This compared with a fall of 9.2% in the benchmark MSCI All Countries Asia Pacific ex Japan Index. Notably, China and parts of Southeast Asia were key contributors to relative returns, as compared to weakness in Australia, India and South Korea. A more detailed explanation of performance is contained in the Investment Manager's Review. While the performance for the year is disappointing, it is reassuring to note the Company's longer-term performance record with both the NAV and share price total returns outperforming the benchmark over three and five years. This underlines the benefit of investing in high quality companies with a real competitive advantage, sound financial management and good corporate governance.

In such times, perspective matters. Over the past year, economic growth and corporate earnings have been resilient in important markets such as India. Other countries in the region, including Singapore, Malaysia and Vietnam, are re-opening gradually. As vaccination rates have steadily risen, up to around 70% in India for example, governments are increasingly viewing the disease as endemic. That is bringing an end to many restrictions and puts the region on a path back to normality, as people are once again able to travel across borders. That should provide an economic boost this year as sectors which have been heavily affected by lockdowns, such as tourism, begin to revive.

The Russian invasion of Ukraine caused more volatility, especially in commodity prices, but Asia has few trade or banking links with Ukraine, so the direct economic effects of the war have been limited so far. However, the indirect impact of inflation and slowing global growth are being felt. Saying that, inflation levels in the region remain relatively benign so while central banks in many developed countries have already raised interest rates, the same has not yet happened widely across Asia.

Another challenge for investors was an increase in regulatory risk in China as the central government laid out plans to increase rules and supervision in several sectors, most notably for technology companies. In anticipation of this and taking into account the potential impact of the zero-Covid measures, the Investment Manager reduced exposure to the sectors most affected, which helped mitigate the portfolio's decline.

It was a challenging year for your company, as Asia experienced a resurgence of infections from more transmissible Covid-19 strains, amid the pandemic that is now into its third year.

Fears about rising interest rates have led some investors to move away from growth stocks and towards a more value-orientated strategy. However, the Investment Manager remains focused on quality and seeking out companies with sound fundamentals. The benefits of an active investment approach are clear when there is increased market volatility. It can throw up opportunities as well as enable investors to sidestep parts of the market that are most exposed to risks and uncertainties.

Environmental, Social and Governance ("ESG") issues remain a key part of this active investment approach and one of the better moments during the year was when the global community came together in Glasgow for the COP26 climate change summit. Amid a growing sense of urgency about taking action to reduce emissions there was overall agreement, for the first time, that the world should reduce its use of coal as a source of energy. Many Asian countries announced major new commitments, including a pledge by India's Prime Minister, Narendra Modi, that his country would achieve net zero by 2070 and source 50% of its energy requirements from renewable sources by 2030. China did not move much beyond its previous commitments but did pledge to look at reducing methane emissions. This has given fresh impetus to the renewable energy sector, which is also a strategic focus for Beijing. The Company is well positioned for this, with the portfolio's underlying carbon footprint being well below that of the broader benchmark. The Investment Manager's Review on pages 23 and 24 includes further information on the adoption of ESG factors within the investment process and examples of engagement with investee companies during the year.

Earnings and Dividend

Revenue earnings per share for the year were 3.71p, a fall of 12.5% compared to the previous year. This was largely attributable to the absence this year of the large special dividend paid out by Samsung Electronics last year. Underlying revenues, adjusting for this, were broadly flat year-on-year, but supported by higher distributions from the large Australian miners, Rio Tinto and BHP.

The Board is pleased to announce a final dividend of 3.3p per share (2021: 3.3p), making a total dividend for the year of 4.3p per share, unchanged from the previous year. If approved by shareholders at the Annual General Meeting, the final dividend will be paid on 9 September 2022 to shareholders on the register on 5 August 2022.

The Board is pleased to announce a final dividend of 3.3p per share (2021: 3.3p), making a total dividend for the year of 4.3p per share, unchanged from the previous year.

This will be the second consecutive year that the Company has paid an uncovered dividend. The Company does, however, have significant distributable revenue reserves. At the year end, the Revenue Reserve amounted to 201% of the current annual dividend cost (after the payment of the final dividend).

Gearing

At the end of the year, the Company's borrowing facilities amounted to £40 million, comprising a fixed rate loan of £20 million, which matures in December 2023 (with an interest rate of 2.626%), and a £20 million multi-currency revolving loan facility maturing in June 2024. An aggregate Sterling equivalent of £33.5 million was drawn down at the year-end and gearing (net of cash) was 7.7% as at 30 April 2022, compared to 7.2% at the beginning of the year.

Share Buybacks

In common with other investment trusts, the Company has bought back shares with the aim of providing a degree of liquidity to the market at times when the discount to the NAV has widened. It is the view of the Board that this policy is in the interests of all shareholders. The Board closely monitors the discount and we review the operation of the share buy back policy at each Board meeting as well as considering other options for managing the discount.

During the year, the Company bought back 2.2 million shares, representing 2.0% of the issued share capital. These shares were bought back and held in treasury. The Company's stated policy on treasury shares is that these can only be re-issued to the market at a premium to the NAV per share at that time.

The Board will seek to renew the Company's share buyback authority at the Annual General Meeting.

Management Fee Arrangements

The Company has agreed an amended management fee with the Manager, introducing a new, lower tier of fee on any net assets above £350 million. At that level, the fee will fall from 0.85% p.a. to 0.50% p.a. This change has been backdated to take effect from 1 May 2022.

Chairman's Statement

Continued

Changes to Articles of Association

As many shareholders will be aware, and as set out in the Overview of Strategy on page 15, the Company does not have a fixed life but, under its Articles of Association, if, in the 90 days preceding the Company's financial year end, the Ordinary shares have been trading, on average, at a discount in excess of 15% to the underlying NAV (excluding current year income, and with borrowings stated at market value) over the same period, notice will be given of an ordinary resolution to be proposed at the following Annual General Meeting to approve the continuation of the Company. If the resolution for the continuation of the Company is not passed at that Annual General Meeting, the Directors will convene a general meeting to be held not more than three months after the Annual General Meeting at which a special resolution for the winding-up of the Company will be proposed. In the 90 days to 30 April 2022, the average discount to the underlying NAV (excluding current year income, and with borrowings stated at market value) of the Ordinary shares was 11.1% and therefore no continuation resolution will be put to the Company's shareholders at this year's Annual General Meeting.

During the year, the Board reviewed this mechanism and decided that it would be more appropriate if the trigger for a continuation vote was in future based on the NAV including current year income, rather than excluding income as it is at present. The Board believes that this is a more appropriate measure of the discount.

For the 90 days to 30 April 2022, the average discount to the underlying NAV (including current year income, and with borrowings stated at market value) of the Ordinary shares was 11.7%. Therefore, on this basis, there still would have been no requirement this year for the Board to put a continuation resolution to shareholders.

This, and other minor changes to the Articles of Association, are summarised in more detail in the Directors' Report on page 52 and the Appendix to the Notice of AGM on pages 116 to 117. The changes will be put to shareholders at the AGM by way of a special resolution.

Change of Company Name

As stated at the interim stage, following the change of the name of the Company's Manager to abrdn plc, the Board decided that there were benefits in aligning the Company's name to the name and branding of the management company. Consequently, with effect from 31 May 2022, the Company's name was changed to **abrdn New Dawn Investment Trust plc**.

In accordance with the Company's Articles of Association, the name of the Company was changed by a resolution of the Directors. Shareholder approval was not required.

The Company's identifier remains as 'ABD'. The Company's SEDOL and ISIN are also unchanged.

Annual General Meeting ("AGM") and Online Shareholder Presentation

The Company's AGM will be held at 12 noon on Tuesday 6 September 2022 at the offices of abrdn plc, Bow Bells House, 1 Bread Street, London EC4M 9HH, and will be followed by lunch.

We are delighted to be able to finally meet with shareholders in person this year and hope to see many of you there.

We encourage all shareholders to complete and return the Proxy Form enclosed with the Annual Report so as to ensure that your votes are represented at the meeting. If you hold your shares in the Company via a share plan or a platform and would like to attend and / or vote at the AGM, then you will need to make arrangements with the administrator of your share plan or platform. For this purpose, investors who hold their shares in the Company via the abrdn Investment Plan for Children, Share Plan or ISA will find a Letter of Direction enclosed. Shareholders are encouraged to complete and return their Proxy Forms / Letters of Direction in accordance with the instructions.

The Notice of the Meeting is contained on pages 113 to 120.

As shareholders may recall, in the absence of a physical AGM last year, we held an Online Shareholder Presentation at which a presentation was given by the Investment Manager and attendees had the opportunity to ask questions of the Manager and the Chairman.

As this event proved popular, we have decided to hold another Online Shareholder Presentation this year, on Monday 22 August 2022 at 10:00am. This is being held in addition to the AGM.

Full details on how to register for the Online Shareholder Presentation can be found at:

www.workcast.com/register?cpak=1400521669912718

Details are also contained on the Company's website. Should you be unable to attend the online event, the Investment Manager's presentation will be made available on the Company's website shortly after the presentation.

You will be able to ask questions during the presentation, but you are also able to submit questions in advance at the following email address: new.dawn@abrdn.com. We hope that for those unable to attend the AGM, this will be a useful way of communicating with the Manager and the Board.

Outlook

While Covid-19 may be receding in most places, other concerns have emerged in the form of the slowdown in global economic growth and the rise in both inflation and interest rates. Problems with supply chains and logistics also remain, but these should ease in the second half of 2022. On a more positive note, there is room for monetary and fiscal policy to support growth in Asia, and the Chinese government has already indicated a willingness to take further measures. Some of the regulatory changes could even help growth by shifting more power away from the giant technology groups and into the hands of consumers. There are clear signs of economic resilience in the region as demonstrated by the markets in India and the Philippines, which remain on course to deliver double-digit earnings growth in 2022.

It is important for investors not to lose sight of the long-term benefits and opportunities of investing in the region – the fundamental drivers of growing internal demand from consumers, driven by economic development and the rise of the middle classes.

Amidst all of this it is important for investors not to lose sight of the long-term benefits and opportunities of investing in the region – the fundamental drivers of growing internal demand from consumers, driven by economic development and the rise of the middle classes. These factors fuel a wide range of activities, from infrastructure development to solar panel production to the development of batteries for electric vehicles and online payment services. The current environment is certainly a challenging one for investors, but the Investment Manager is continuing to focus on being invested in quality companies with market leading positions and the potential for good long term returns.



Donald Workman
Chairman
6 July 2022

Overview of Strategy

Business Model

The business of the Company is that of an investment company which seeks to qualify as an investment trust for tax purposes. The Directors do not envisage any change in this activity in the foreseeable future.

Investment Objective

The Company's investment objective is to provide shareholders with a high level of capital growth through equity investment in the Asia Pacific countries ex Japan.

Investment Policy

Asset Allocation

The Company's assets are invested in a diversified portfolio of securities in quoted companies spread across a range of industries and economies in the Asia Pacific region excluding Japan. Investments may also be made through collective investment schemes and in companies traded on stock markets outside the Asia Pacific region provided that over 75% of their consolidated revenue is earned from trading in the Asia Pacific region or they hold more than 75% of their consolidated net assets in the Asia Pacific region.

Gearing

The Board is responsible for determining the gearing strategy for the Company. Gearing is used selectively to leverage the Company's portfolio in order to enhance returns where and to the extent this is considered appropriate to do so. As at 30 April 2022, the Company had net gearing of 7.7% which compares with a current maximum limit set by the Board of 25%. Borrowings are short to medium term and particular care is taken to ensure that any bank covenants permit maximum flexibility of the investment policy.

Risk Diversification

It is the investment policy of the Company to invest no more than 15% of its gross assets in other listed investment companies (including investment trusts). As at 30 April 2022, 2.8% of the Company's gross assets were invested in listed investment companies.

The Company may invest in derivatives, financial instruments, money market instruments and currencies for the purposes of efficient portfolio management (i.e. for the purpose of reducing, transferring or eliminating investment risk in the Company's investments, including any technique or instrument used to provide protection against foreign exchange and credit risks).

The Company may only make material changes to its investment policy with the approval of shareholders in the form of an ordinary resolution. In addition, any material changes to the Company's investment policy will require the prior approval of the Financial Conduct Authority.

Delivering the Investment Policy

The Directors are responsible for determining the Company's investment objective and investment policy. Day-to-day management of the Company's assets has been delegated, via the AIFM, to the Investment Manager.

Board Investment Limits

In addition to the limits set out in the investment policy, the Investment Manager is authorised by the Board to invest up to 15% of the Company's gross assets in any single stock, calculated at the time an investment is made.

Investment Process

Information on the investment process and risk management strategies and controls employed by the Investment Manager is contained on page 95.

Benchmark

The Company compares its performance to the MSCI All Countries Asia Pacific ex Japan Index (Sterling adjusted).

Promoting the Success of the Company

The Board's statement on pages 16 to 19 describes how the Directors have discharged their duties and responsibilities over the course of the financial year under section 172 (1) of the Companies Act 2006 and how they have promoted the success of the Company.

Board Diversity

The Board recognises the importance of having a range of skilled and experienced individuals with the right knowledge represented on the Board in order to allow it to fulfil its obligations. The Board also recognises the benefits and is supportive of the principle of diversity in its recruitment of new Board members. The Board will not display any bias for age, gender, race, sexual orientation, religion, ethnic or national origins or disability in considering the appointment of its Directors. In view of its size, the Board will continue to ensure that all appointments are made on the basis of merit against the specification prepared for each appointment and the Board does not therefore consider it appropriate to set measurable objectives in relation to its diversity.

At 30 April 2022, there were three male Directors and two female Directors. Two of the Directors, Nicole Yuen and Hugh Young, are resident in the Asia Pacific region. At the year end the Company met the diversity targets set out in Listing Rule 9.8.6R (9a).

Principal Risks and Uncertainties

The Company's statement of principal risks and uncertainties forms part of the Strategic Report and is included on pages 25 to 27.

Key Performance Indicators ("KPIs")

The Board uses a number of financial performance measures to assess the Company's success in achieving its objective and determining the progress of the Company in pursuing its investment policy. The main KPIs, which are considered at each Board meeting, are shown in the table below.

KPI	Description
Performance of net asset value ("NAV")	The Board considers the Company's NAV total return figures to be the best indicator of performance over time. The figures for each of the past 10 years are set out on page 20.
Performance against benchmark index	The Board measures performance against the benchmark index – the Sterling – adjusted MSCI All Countries Asia Pacific ex Japan Index. The figures for this year and the past three and five years, and a graph showing performance against the benchmark index over the past five years, are set out on pages 20 and 21.
Revenue return per Ordinary share	The Board monitors the Company's net revenue return. The revenue returns per Ordinary share for each of the past 10 years are set out on page 20.
Dividends per share	The Board monitors the Company's annual dividends per Ordinary share. The dividends per share for each of the past 10 years are set out on page 20.
Share price performance	The Board monitors the performance of the Company's share price on a total return basis. The share price performance figures for this year and the past three and five years, and a graph showing performance against the benchmark index over the past five years, are set out on pages 20 and 21.
Discount/premium to NAV	The discount/premium of the share price relative to the NAV per share is closely monitored by the Board. The discount at the year end is disclosed on page 5 and a chart showing the discount for the past five years is shown on page 21.
Ongoing charges	The Board regularly monitors the Company's operating costs. Ongoing charges for the year and the previous year are disclosed on page 5.

Overview of Strategy

Continued

Promotional Activities

The Board recognises the importance of promoting the Company to prospective investors both for improving liquidity and enhancing the rating of the Company's shares. The Board believes one effective way to achieve this is through subscription to, and participation in, the promotional programme run by the abrdn Group on behalf of a number of investment trusts under its management. The Company's financial contribution to the programme is matched by the abrdn Group. The Company also supports the Manager's investments' investor relations programme which involves regional roadshows to existing and potential shareholders, promotional and public relations campaigns. During the Covid-19 pandemic, a number of events that are usually held physically were substituted with virtual events. The Manager's promotional and investor relations teams report to the Board on a quarterly basis giving analysis of the promotional activities as well as updates on the shareholder register and any changes in the make-up of that register.

The purpose of the promotional and investor relations programmes is both to communicate effectively with existing shareholders and to gain new shareholders, with the aim of improving liquidity and enhancing the value and rating of the Company's shares. Communicating the long-term attractions of the Company is key. The promotional programme includes commissioning independent paid for research on the Company, most recently from Marten & Co. A copy of the latest research note is available from the Company's website.

Environmental, Social and Human Rights Issues

The Company has no employees as the Board has delegated the day-to-day management and administrative functions to the Manager. There are therefore no disclosures to be made in respect of employees.

Modern Slavery Act

Due to the nature of its business, being a company that does not offer goods and services to customers, the Board considers that the Company is not within the scope of the Modern Slavery Act 2015. The Company is therefore not required to make a slavery and human trafficking statement. In any event, the Board considers the Company's supply chains, dealing predominantly with professional advisers and service providers in the financial services industry, to be low risk in relation to this matter.

Environmental, Social and Governance ("ESG") Matters

The Investment Manager's approach to ESG matters is included on pages 96 to 100.

The UK Stewardship Code and Proxy Voting

The Company supports the UK Stewardship Code, and seeks to play its role in supporting good stewardship of the companies in which it invests. Responsibility for actively monitoring the activities of portfolio companies has been delegated by the Board to the Manager which has sub-delegated that authority to the Investment Manager. abrdn plc is a tier 1 signatory of the UK Stewardship Code which aims to enhance the quality of engagement by investors with investee companies in order to improve their socially responsible performance and the long term investment return to shareholders. While delivery of stewardship activities has been delegated to the Manager, the Board acknowledges its role in setting the tone for the effective delivery of stewardship on the Company's behalf.

The Board has also given discretionary powers to the Manager to exercise voting rights on resolutions proposed by the investee companies within the Company's portfolio. The Manager reports on a quarterly basis on stewardship (including voting) issues.

Global Greenhouse Gas Emissions

The Company has no greenhouse gas emissions to report from its operations, nor does it have responsibility for any other emissions producing sources under the Companies Act 2006 (Strategic Report and Directors' Reports) Regulations 2013.

Duration

The Company does not have a fixed life. However, under its Articles of Association, if, in the 90 days preceding the Company's financial year end (30 April), the Ordinary shares have been trading, on average, at a discount in excess of 15% to the underlying NAV (excluding current year income, and with borrowings stated at market value) over the same period, notice will be given of an ordinary resolution to be proposed at the following Annual General Meeting to approve the continuation of the Company. If the resolution for the continuation of the Company is not passed at that Annual General Meeting or at any adjournment thereof, the Directors will convene a general meeting to be held not more than three months after the Annual General Meeting at which a special resolution for the winding-up of the Company will be proposed. In the 90 days to 30 April 2022 the average discount to the underlying NAV (excluding current year income, and with borrowings stated at market value) of the Ordinary shares was 11.1% and therefore no continuation resolution will be put to the Company's shareholders at this year's Annual General Meeting.

Viability Statement

The Board considers the Company, with no fixed life, to be a long term investment vehicle and it intends to maintain the current mandate. For the purposes of this viability statement, the Board has decided that three years is an appropriate period over which to report. The Board considers that this period reflects a balance between looking out over a long term horizon and the inherent uncertainties of looking out further than three years.

In assessing the viability of the Company over the review period, the Directors have focused upon the following factors:

- The principal risks and uncertainties detailed on pages 25 to 27 and the steps taken to mitigate these risks.
- The role of the Audit and Risk Committee in reviewing and monitoring the Company's internal control and risk management systems (see the Audit and Risk Committee's Report on pages 57 to 59).
- The ongoing relevance of the Company's investment objective.
- The liquidity of the Company's portfolio. All of the Company's investments are in quoted securities in active markets or in collective investment schemes, and are considered to be liquid.
- The closed-ended nature of the Company which means that it is not subject to redemptions.

- The use of the Company's share buy back and share issuance policies to help address any imbalance of supply and demand for the Company's shares.
- The current and maximum levels of gearing, compliance with loan covenants and level of headroom within the financial covenants (see note 12 to the financial statements for details of loan covenants).
- The ability of the Company to refinance its loan facilities, on or before maturity.
- The potential requirement of the Board to propose a resolution to approve the continuation of the Company at future Annual General Meetings. As explained above, this is dependent upon the level of discount in the 90 days preceding the Company's financial year end and there is no requirement for such a resolution to be proposed at the forthcoming Annual General Meeting.
- Regulatory or market changes.
- The level of the Company's ongoing charges.
- The robustness of the operations of the Company's third party service providers.

In making its assessment, the Board has considered that there are other matters that could have an impact on the Company's prospects or viability in the future, including the current events in Ukraine, economic shocks, significant stock market volatility, and changes in regulation or investor sentiment.

Taking into account the Company's current position and the potential impact of its principal risks and uncertainties and emerging risks, the Directors have a reasonable expectation that the Company will be able to continue in operation and meet its liabilities as they fall due for a period of three years from the date of approval of this Report.

Outlook

The Board's view on the general outlook for the Company can be found in the Chairman's Statement on page 11 whilst the Investment Manager's views on the outlook for the portfolio are included on page 24.

On behalf of the Board

Donald Workman

Chairman

6 July 2022

Promoting the Success of the Company

Introduction

Section 172 (1) of the Companies Act 2006 (the "Act") requires each Director to act in the way he/she considers, in good faith, would be most likely to promote the success of the Company for the benefit of its members as a whole.

The Board is required to describe to the Company's shareholders how the Directors have discharged their duties and responsibilities over the course of the financial year under that provision of the Act (the "Section 172 Statement"). This statement provides an explanation of how the Directors have promoted the success of the Company for the benefit of its members as a whole, taking into account the likely long term consequences of decisions, the need to foster relationships with all stakeholders and the impact of the Company's operations on the environment.

The Purpose of the Company and Role of the Board

The purpose of the Company is to act as a vehicle to provide, over time, financial returns (both income and capital) to its shareholders. Investment trusts, such as the Company, are long-term investment vehicles and are typically externally managed, have no employees, and are overseen by an independent non-executive board of directors. The Company's investment objective and investment policy are contained within the Overview of Strategy on page 12.

The Board, which at the end of the year comprised five non-executive Directors, four of whom are independent of the Manager, has a broad range of skills and experience across all major functions that affect the Company. The Board retains responsibility for taking all decisions relating to the Company's investment objective and policy, gearing, corporate governance and strategy, and for monitoring the performance of the Company's service providers.

The Board's philosophy is that the Company should operate in a transparent culture where all parties are treated with respect and provided with the opportunity to offer practical challenge and participate in positive debate which is focused on the aim of achieving the expectations of shareholders and other stakeholders alike. The Board reviews the culture and manner in which the Manager and Investment Manager operate at its meetings and receives regular reporting and feedback from the other key service providers. The Board is very conscious of the ways it promotes the Company's culture and ensures as part of its regular oversight that the integrity of the Company's affairs is foremost in mind in the way that the activities are managed and promoted. The Board works very closely with the Manager and Investment Manager in reviewing how stakeholder issues are handled, ensuring good governance and responsibility in managing the Company's affairs, as well as visibility and openness in how the affairs are conducted.

The Company's main stakeholders are shareholders (who are also the Company's 'customers'), the Manager (and Investment Manager), service providers, investee companies, the debt provider and, more broadly, the environment and community.

How the Board Engages with Stakeholders

The Board considers its stakeholders at Board meetings and receives feedback on the Manager's interactions with them.

Stakeholder	How We Engage
Shareholders	<p>Shareholders are key stakeholders and the Board places great importance on communication with them. The Board welcomes all shareholders' views and aims to act fairly to all shareholders. The Manager and Company's Stockbroker regularly meet with current and prospective shareholders to discuss performance and shareholder feedback is discussed by the Directors at Board meetings. In addition, Directors attend meetings with the Company's largest shareholders and meet other shareholders at the Annual General Meeting. In addition to the Annual General Meeting, there will be an Online Shareholder Presentation again this year following a favourable response last year.</p> <p>The Company also supports the Manager's investor relations programme which involves regional roadshows, promotional and public relations campaigns. During the Covid-19 pandemic, a number of events that are usually held physically were substituted with virtual events.</p> <p>Regular updates are provided to shareholders through the Annual Report, Half Yearly Report, monthly factsheets, Company announcements, including daily net asset value announcements, and the Company's website.</p>
Manager (and Investment Manager)	<p>The Investment Manager's Review on pages 22 to 24 details the key investment decisions taken during the year. The Investment Manager has continued to manage the Company's assets in accordance with the mandate provided by shareholders, with oversight provided by the Board.</p> <p>The Board regularly reviews the Company's performance against its investment objective and the Board undertakes an annual strategy review meeting to ensure that the Company is positioned well for the future delivery of its objective for its stakeholders.</p> <p>The Board receives presentations from the Investment Manager at every Board meeting to help it to exercise effective oversight of the Investment Manager and the Company's strategy.</p> <p>The Board, through the Management Engagement Committee, formally reviews the performance of the Manager at least annually. More details are provided on page 49.</p>
Service Providers	<p>The Board seeks to maintain constructive relationships with the Company's suppliers either directly or through the Manager with regular communications and meetings.</p> <p>The Management Engagement Committee conducts an annual review of the performance, terms and conditions of the Company's main service providers to ensure they are performing in line with Board expectations and providing value for money.</p>
Investee Companies	<p>Responsibility for monitoring the activities of portfolio companies has been delegated by the Board to the Manager which has sub-delegated that authority to the Investment Manager.</p> <p>The Board has also given discretionary powers to the Manager to exercise voting rights on resolutions proposed by the investee companies within the Company's portfolio. The Manager reports on a quarterly basis on stewardship (including voting) issues.</p> <p>Through engagement and exercising voting rights, the Investment Manager actively works with companies to improve corporate standards, transparency and accountability. Further details are provided on page 14.</p> <p>The Manager reports regularly to the Board on investment and engagement activity.</p>

Promoting the Success of the Company

Continued

Stakeholder	How We Engage
Debt Provider	On behalf of the Board, the Manager maintains a positive working relationship with The Royal Bank of Scotland International Limited, the provider of the Company's loan facilities, and provides regular updates on business activity and compliance with its loan covenants.
Environment and Community	The Board and Manager are committed to investing in a responsible manner and the Investment Manager embeds Environmental, Social and Governance ("ESG") considerations into the research and analysis as part of the investment decision-making process. Further details are provided on pages 96 to 100.

Specific Examples of Stakeholder Consideration During the Year

While the importance of giving due consideration to the Company's stakeholders is not a new requirement, and is considered during every Board decision, the Directors were particularly mindful of stakeholder considerations during the following decisions undertaken during the year ended 30 April 2022. Each of these decisions was made after taking into account the short and long terms benefits for stakeholders.

Portfolio

The Investment Manager's Review on pages 22 to 24 details the key investment decisions taken during the year. In the opinion of the Board, the performance of the investment portfolio is the key factor in determining the long term success of the Company. Accordingly, at each Board meeting the Directors discuss performance in detail with the Investment Manager. In addition, the Board considers how the Investment Manager incorporates ESG issues into its research and analysis work that forms part of the investment decision process.

As explained in more detail on page 49, during the year the Management Engagement Committee decided that the continuing appointment of the Manager was in the best interests of shareholders.

Dividend

The Board is recommending payment of a final dividend for the year of 3.3p per Ordinary share. Following payment of the final dividend, total dividends for the year will amount to 4.3p per Ordinary share, unchanged from the previous year.

Extension of Loan Facility

During the year, the Company announced that it had renewed its £20 million multi-currency revolving loan facility, extending the maturity date to 28 June 2024. The Company has borrowing facilities amounting in aggregate to £40 million, comprising a fixed rate loan of £20 million (with an interest rate of 2.626%), which matures in December 2023, and the £20 million multi-currency revolving loan facility.

The Board believes that one of the benefits of an investment trust is its ability use gearing, and the extension of the term of the £20 million facility provides certainty as to the availability of the loan beyond the previous maturity date in December 2021.

Share Buy Backs

During the year the Company bought back 2,232,000 Ordinary shares to be held in treasury, providing a small accretion to the NAV per share and a degree of liquidity to the market at times when the discount to the NAV per share has widened in normal market conditions. It is the view of the Board that this policy is in the interest of all shareholders.

Appointment of New Auditor

As explained in the Audit and Risk Committee's Report on page 59, during the year ended 30 April 2021, the Committee reviewed the trend of audit fees for UK listed companies, including investment companies, and considered the impact to the Company of the cost of the external audit. Following this review, the Committee decided to conduct a competitive tender process. The Committee invited a number of audit firms to submit proposals and, following a thorough process which involved a presentation to the Audit and Risk Committee, it was agreed to recommend to the Board the appointment of Johnston Carmichael LLP as the Company's Auditor for the year ending 30 April 2022.

Johnston Carmichael LLP was appointed as the Company's Auditor by shareholders at the Annual General Meeting on 1 September 2021.

Online Shareholder Presentation

As explained in the Chairman's Statement on pages 10 and 11, to encourage and promote interaction and engagement with the Company's shareholders, the Board has again decided to hold an interactive Online Shareholder Presentation which will be held at 10.00am on Monday 22 August 2022. At the presentation, shareholders will receive updates from the Chairman and Investment Manager and there will be an interactive question and answer session. The online presentation is being held ahead of the AGM in order to allow shareholders to submit their proxy votes prior to the meeting.

Management Fee

Following the year end, the Company agreed an amended management fee with the Manager, introducing a new, lower tier of fee on any net assets above £350 million. At that level, the fee will fall from 0.85% p.a. to 0.50% p.a. This change has been backdated to take effect from 1 May 2022.

The new management fee arrangement is more competitive and the Board believes that it is in the interests of shareholders.

Articles of Association

As explained in detail in the Chairman's Statement on page 10, the Board is proposing changes to the Articles of Association at the AGM. This includes a proposed change to the Company's discount monitoring mechanism that is conducted during the 90 days prior to each financial year end. The Board believes that the revised discount monitoring mechanism is more appropriate than the current measure and that this and the other changes proposed to the Articles of Association are in the interests of shareholders.

On behalf of the Board

Donald Workman

Chairman

6 July 2022

Performance

Performance (total return)

	1 year return %	3 year return %	5 year return %
Net asset value ^A	-11.0	+20.5	+42.8
Share price ^A	-11.8	+19.9	+46.6
MSCI AC Asia Pacific ex Japan Index (currency adjusted)	-9.2	+16.7	+36.0


^A Alternative Performance Measure (see pages 109 to 111).

Ten Year Financial Record

Year to 30 April	2013	2014	2015	2016	2017	2018	2019	2020	2021	2022
Total revenue (£'000)	6,562	6,819	7,412	7,004	6,922	7,481	7,442	7,738	7,558	6,670
Per share (p)										
Net revenue return	3.89	3.79	4.18	4.06	4.05	4.47	4.30	4.61	4.24	3.71
Total return	33.49	(18.68)	31.74	(34.72)	68.66	30.97	11.88	(15.45)	112.18	(41.10)
Net dividends paid/proposed	3.40	3.60	3.80	3.90	4.00	4.30	4.30	4.30	4.30	4.30
Net asset value	210.57	188.49	216.67	179.43	244.90	272.41	281.12	261.63	369.97	325.17
Shareholders' funds (£'000)	262,263	234,762	269,398	216,243	286,191	311,816	314,411	289,285	403,005	346,952

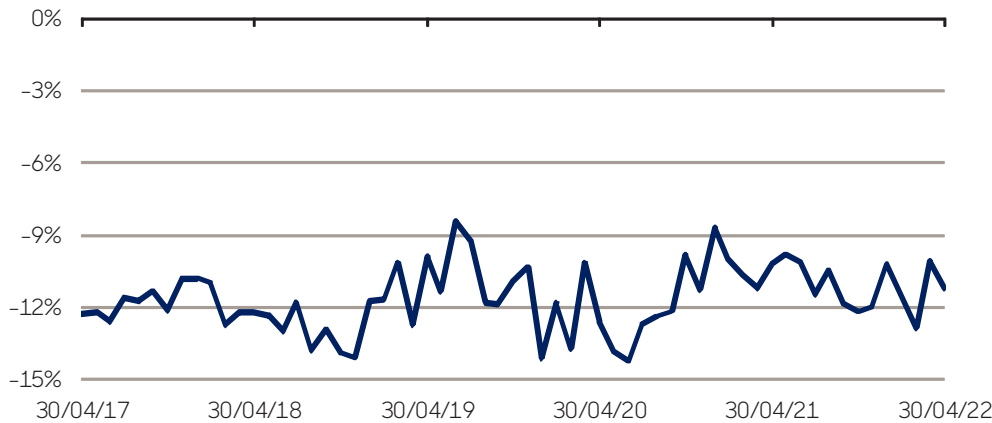
Dividends

	Rate per share	XD date	Record date	Payment date
Interim 2022	1.00p	6 January 2022	7 January 2022	11 February 2022
Proposed final 2022	3.30p	4 August 2022	5 August 2022	9 September 2022
Total 2022	4.30p			
Interim 2021	1.00p	7 January 2021	8 January 2021	29 January 2021
Final 2021	3.30p	5 August 2021	6 August 2021	10 September 2021
Total 2021	4.30p			



Share Price Discount to Net Asset Value (excluding current year revenue)

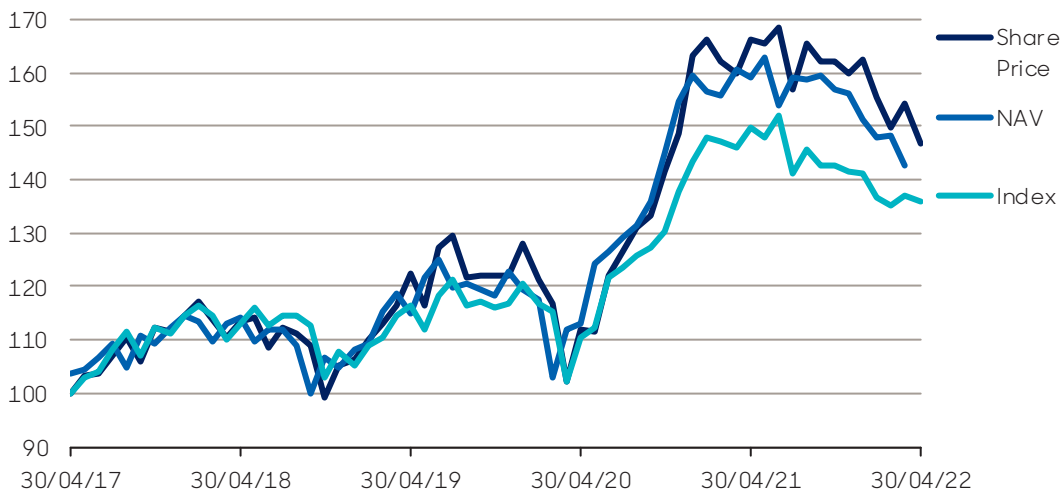
Five years to 30 April 2022



Source: Morningstar

Total Return of NAV and Share Price vs MSCI AC Asia Pacific ex Japan Index (Sterling adjusted)

Five years to 30 April 2022 (rebased to 100 at 30 April 2017)



Source: abrdn, Morningstar & Lipper

Investment Manager's Review

Market and Portfolio Review

Asia Pacific equities retreated over the year ended 30 April 2022, with a marked rise in volatility in the second half of the year. This was amid the emergence of the Covid-19 Omicron variant and rising expectations for monetary tightening to combat inflation. Price pressures mounted further when the tensions on the Ukrainian border unfolded into a full-scale invasion by Russia. Commodity prices soared on concerns over supply disruptions, further fuelling inflation and putting more pressure on central banks to curb price pressures. The US Federal Reserve lifted its benchmark interest rate for the first time since 2018.

China was the main market laggard, down almost 30%, owing to multiple headwinds. These concerns included regulatory upheaval, property and energy woes, a resurgence of Covid-19 outbreaks and the potential delisting of US-listed Chinese companies over auditing requirements. Towards the end of the period, the People's Bank of China ("PBOC") lowered key lending rates to shore up growth. Elsewhere, South Korea's technology-heavy market suffered from the rotation to the more value-orientated parts of the market. On the other hand, the best-performing markets included India and Indonesia as their economies re-opened after the removal of Covid-related restrictions. Being a resource-rich country, Indonesia also benefited from the spike in commodity prices.

Against a backdrop of spiking commodity prices, rising interest rates and slowing growth, there was a sharp rotation from growth to value, which weighed on performance. This was clear to see in the energy sector, where our decision to have no exposure due to a lack of quality companies hurt returns. Similarly, several of the Company's growth stocks succumbed to profit taking after prolonged outperformance. Over the 12 months, the MSCI All Counties Asia Pacific ex Japan Index fell by 9.2% in total return terms, whereas the Company's net asset value ("NAV") and share price declined by 11.0% and 11.8% respectively, also in total return terms. Despite this, our overarching focus remains on holding quality companies that have held up well over longer time periods. The Company's NAV and share price total returns have both outpaced the benchmark index over three and five years.

In terms of performance drivers, China was a notable contributor to relative returns. Our selective approach to the internet segment, in the uncertain regulatory environment, reaped some reward. In particular, not holding e-commerce companies Meituan and Pinduoduo

benefited the Company, as did the relatively small position in **Alibaba**. The companies we favour are those that benefit from policy tailwinds. To this end, **Yunnan Energy New Material**, the global leader in lithium-ion battery separators, and power-automation product specialist **NARI Technology** both performed well as policymakers continued to call for development of green and renewable technologies. However, another holding in this segment, clean-energy solutions provider **Sungrow Power Supply**, retreated after announcing a soft full-year result. Despite this, we retain our conviction in the company given Beijing's ambitious long-term renewable-energy agenda.

Against a backdrop of spiking commodity prices, rising interest rates and slowing growth, there was a sharp rotation from growth to value, which weighed on performance.

The relative gains above more than offset unfavourable moves in other mainland holdings. **Tencent**, for instance, was affected by the regulatory clampdown on the mainland internet sector. Current operating conditions remain challenging, but the company's continued dominance of Chinese internet-user engagement, as well as the shifting policy tone towards regulation, platform internet companies and support for the economy, all help to provide confidence in the company's longer-term growth outlook. The shift in the regulatory landscape also weighed down the holding in Chinese data-centre company **GDS**. Elsewhere, shares of **China Tourism Group Duty Free** lost ground due to renewed outbreaks of Covid-19 and the resulting lockdowns.

We remain highly selective in China, having reduced exposure to the mainland over the course of the year. This included selling several holdings we regarded as adversely susceptible to regulatory pressure, including **Ping An Insurance**, **Meituan** and **JD Health**. But at the same time, we also introduced some new holdings, including **Zhongsheng**, the country's leading automotive dealer. The company has a strong portfolio of premium cars, a scale advantage and a very cash-generative aftersales business.

Elsewhere in Southeast Asia, several of the Company's bank holdings contributed positively to performance. Indonesian lender **Bank Central Asia** and Singapore's **DBS Group** and **Oversea-Chinese Banking Corporation** all delivered gains on the back of the economic recovery sparked by the removal of Covid-related restrictions and rising interest rates. In neighbouring Vietnam, the country's leading retailer, **Mobile World**, continues to see healthy growth supported by extension of its store network and the rapid expansion in online sales.

We continue to be positive on the longer-term outlook for domestic consumption in Southeast Asia. To this end, we subscribed to the initial public offer of Indonesia's **Cisarua Mountain Dairy** ("Cimory"), a leader in the domestic yoghurt segment. Cimory has a proactive management team, and its understanding of local consumer preferences and modern trade has enabled the company to gain market share quickly in other segments. We also purchased **FPT**, a diversified technology group in Vietnam with a fast-growing software outsourcing business. On the other side, we divested two of the Company's Singaporean holdings, **Raffles Medical** and **City Developments**, to fund purchases in higher conviction holdings.

Meanwhile, key areas of relative performance weakness were in Australia, India and South Korea. In Australia, the lighter exposure versus the benchmark proved costly as the market was among the strongest in the region as Covid restrictions eased and commodity prices rose. In particular, the Company's lack of exposure to the large Australian banks was a detractor, but we continue to favour other, higher growth regional lenders. The losses were partially mitigated by the holding in mining giant **BHP**, which was a key beneficiary of the current high commodity-price environment.

Moving to India, the performance of the Company's holding in the **Aberdeen Standard SICAV – Indian Equity Fund** lagged the local market, largely due to the lack of underlying exposure to the energy and metals and mining sectors in India which performed strongly amid the global boom in commodity prices. Meanwhile, the same commodity price inflation eroded margins for some of the portfolio's holdings in the consumer staples and materials sectors.

Other detractors included South Korea's **Samsung Electronics** ("SEC") and **LG Chem**. SEC was caught up in the wider technology sell-off at the start of the calendar year, despite recently announcing better than expected

numbers in its memory division and another quarter's double-digit growth in its foundry business. **LG Chem** underperformed due to General Motors' model recall, for which it is the sole battery supplier. This was compounded by the subsequent demerger of the battery business and concern over rising input costs.

Environmental, Social and Governance ("ESG")

ESG has long been an integral part of our investment process with the belief that ESG factors, like any other quality criteria, are financially important and directly affect the performance of the assets in which we invest. We have found over the years that those companies that take their ESG responsibilities seriously tend to outperform those that do not. To this end, we have sought to further enhance our ESG capabilities over the year, equipping our fund managers and analysts with new tools and data sources to enable them to better assess ESG risks and opportunities.

ESG has long been an integral part of our investment process. We have found over the years that those companies that take their ESG responsibilities seriously tend to outperform those that do not.

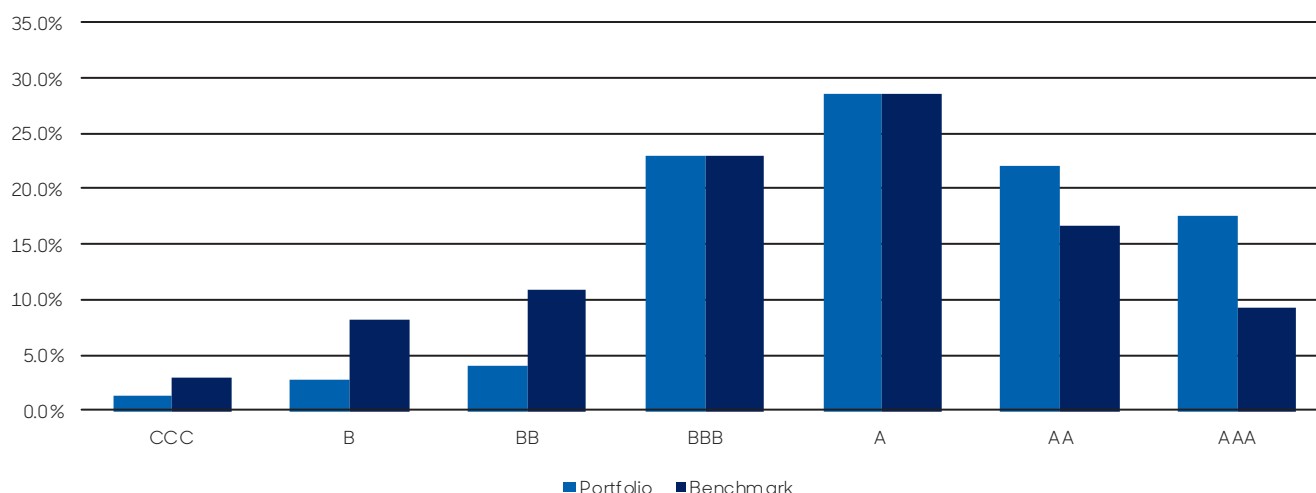
Engagement with the companies we invest in remains a cornerstone of our investment process, helping to protect and enhance the value of the investments we make. ESG issues often dominate these discussions. For example, during the year we actively engaged with China's **GDS**, which operates large scale data centres, about its renewable energy strategy and power efficiency initiatives. We found that its strategy was sensible and achievable and were encouraged to hear that targets around its renewable energy use and power efficiency are included in the key performance indicators for senior personnel. Separately, in a recent meeting with Australian gaming group **Aristocrat Leisure**, we noted improvements in its remuneration disclosures, as well as its diversity and inclusion targets, which were among the areas that we had engaged the company on previously.

Investment Manager's Review

Continued

The table below sets out the MSCI ESG rating of the portfolio compared to the benchmark.

MSCI ESG Rating Distribution



Source: abrdn and MSCI. Data as at 31 December 2021.


Outlook

We expect Asian markets to remain volatile in the shorter term given the prevailing stress points of high inflation, the war in Ukraine and monetary-policy normalisation. Further, although most of Asia is moving towards living with Covid, importantly China continues to pursue its zero-Covid policy with significant implications for its economy. It remains to be seen when China eventually reverses this policy, but in the meantime the economy is going to need continued policy support in order to achieve the 5.5% GDP growth target for 2022. The PBOC has made an initial move on monetary policy and there have been supportive comments from the central government regarding economic stimulus, but the market appears to be waiting for more substantial and concrete announcements. In contrast, the economic recovery in Southeast Asia continues to gain momentum as countries such as Singapore and Thailand re-open after the removal of restrictions.

Asian markets currently face outsized macroeconomic and geopolitical pressures, but we believe that there has not been a significant deterioration of fundamentals across the region. Some of the companies we have invested in have warned about the challenges posed by higher input costs and rising interest rates but, encouragingly, the earnings of many of the holdings have either met or exceeded our expectations in the latest results reporting season. Furthermore, the turbulence in certain markets has resulted in much more palatable

valuations. This creates opportunities for investors who are there for the long term, both through identifying new ideas and increasing the weighting to quality long-term holdings.

We remain positioned around structural growth themes such as domestic consumption, technology and green energy. Indeed, many of the Company's holdings in these areas now look even more attractive given the recent sharp rotation away from growth stocks. As always, our focus is on quality companies with strong balance sheets and sustainable earnings prospects that can emerge stronger in tough times.



James Thom and Xin-Yao Ng
abrdn Asia Limited
6 July 2022

Principal Risks and Uncertainties




The Board carries out a regular review of the risk environment in which the Company operates, changes to the environment and individual risks. The Board also considers emerging risks which might affect the Company. During the year, the most significant emerging risks were the events in Ukraine, which have created geopolitical uncertainty, as well as inflation and the resultant volatility that it has created in global stock markets.

There are a number of other risks which, if realised, could have a material adverse effect on the Company and its financial condition, performance and prospects. The Board has carried out a robust assessment of the Company's principal and emerging risks, which include those that would threaten its business model, future performance, solvency, liquidity or reputation.

The principal and emerging risks and uncertainties faced by the Company are reviewed by the Audit and Risk Committee in the form of risk matrices.





The principal risks and uncertainties facing the Company at the current time, together with a description of the mitigating actions the Board has taken, are set out in the table below.


The principal risks associated with an investment in the Company's shares are published monthly in the Company's factsheet and they can be found in the pre-investment disclosure document ("PIDD") published by the Manager, both of which are available on the Company's website.

Risk	Trend	Mitigating Action
Investment strategy and objectives – the setting of an unattractive strategic proposition to the market and the failure to adapt to changes in investor demand may lead to the Company becoming unattractive to investors, a decreased demand for its shares and a widening discount.		<p>The Board keeps the level of discount at which the Company's shares trade, as well as the investment objective and policy, under review and holds an annual strategy meeting where it reviews investor relations reports and updates from the Investment Manager and the Company's Stockbroker.</p> <p>The Directors are updated at each Board meeting on the composition of, and any movements in, the shareholder register.</p>
Investment management – poor stock selection or investing outside of the investment restrictions and guidelines set by the Board could result in poor performance and an inability to meet the Company's objectives, as well as a widening discount.		<p>The Board meets the Manager on a regular basis and keeps investment performance under close review. Representatives of the Investment Manager attend all Board meetings and a detailed formal appraisal of the abrdn Group is carried out annually by the Management Engagement Committee.</p> <p>The Board sets, and monitors, the investment restrictions and guidelines, and receives regular reports which include performance reporting on the implementation of the investment policy, the investment process and application of the guidelines. The Board also monitors the Company's share price relative to the NAV per share.</p>
Income/dividends – the level of the Company's dividends and future dividend growth will depend on the performance of the underlying portfolio. Any change in the tax treatment of dividends or interest received by the Company may reduce the level of net income available for the payment of dividends to shareholders.		<p>The Directors review detailed income forecasts at each Board meeting. The Company has built up significant revenue reserves which can be drawn upon if required should there be a shortfall in revenue returns.</p>

Principal Risks and Uncertainties

Continued


Risk	Trend	Mitigating Action
Financial – the financial risks associated with the portfolio could result in losses to the Company.		<p>The financial risks associated with the Company include market risk, liquidity risk and credit risk, all of which are mitigated, to some extent, by the Investment Manager. Further details of the steps taken to mitigate the financial risks associated with the portfolio are set out in note 17 to the financial statements.</p>
Gearing – a fall in the value of the Company's investment portfolio could be exacerbated by the impact of gearing. It could also result in a breach of loan covenants.		<p>The Board sets the gearing limits within which the Investment Manager can operate. Gearing levels and compliance with loan covenants are monitored on an ongoing basis by the Manager and at regular Board meetings. In the event of a possible impending covenant breach, appropriate action would be taken to reduce borrowing levels.</p> <p>In addition, Aberdeen Standard Fund Managers Limited, as the alternative investment fund manager, has set overall leverage limits as set out on page 108.</p>
Regulatory – failure to comply with relevant laws and regulations (including the Companies Act, The Financial Services and Markets Act, The Alternative Investment Fund Managers Directive, accounting standards, investment trust regulations, the Packaged Retail and Insurance-based Investment Products Regulations, the Listing Rules, Disclosure Guidance and Transparency Rules, Prospectus Rules and corporate governance regulations) could result in fines, loss of reputation and potentially loss of an advantageous tax regime.		<p>The Board and Manager monitor changes in government policy and legislation which may have an impact on the Company, and the Audit and Risk Committee monitors compliance with regulations by reviewing internal control reports from the Manager. From time to time the Board employs external advisers to advise on specific matters.</p>
Operational – the Company is dependent on third parties for the provision of all systems and services (in particular, those of the abrdn Group) and any control failures and gaps in their systems and services, including in relation to cyber security, could result in fraudulent activities or a loss or damage to the Company. Written agreements are in place with all third party service providers.		<p>The Board receives reports from the Manager on its internal controls and risk management throughout the year, including those relating to cyber crime, and receives assurances from all its other significant service providers on at least an annual basis.</p> <p>The Manager monitors closely the control environments and quality of services provided by third parties, including those of the Depositary, through service level agreements, regular meetings and key performance indicators.</p> <p>The operational requirements of the Company, including its service providers, were subject to rigorous testing during the Covid-19 pandemic, including increased use of online communication and out of office working and reporting.</p> <p>Further details of the internal controls which are in place are set out in the Audit and Risk Committee's Report on pages 57 to 59.</p>

Risk	Trend	Mitigating Action
<p>Exogenous risks such as health, social, financial, economic and geo-political – the financial impact of such risks, associated with the portfolio or the Company itself, could result in losses to the Company.</p>		<p>Exogenous risks over which the Company has no control are always a risk. This includes the Covid-19 pandemic and current events in Ukraine. The Company does what it can to address these risks where possible and to try and meet the Company's investment objectives.</p> <p>In relation to the recent events in Ukraine, the Board has liaised closely with the Manager to establish the impact on the Company, including the performance of individual holdings within the portfolio.</p>

Operational risk is heightened due to the Board's determination of an increase in cyber risk. Exogenous risks are heightened due to the ongoing impact of the Covid-19 pandemic and current events in Ukraine.

Portfolio



A photograph of a vast solar farm. In the foreground, several rows of blue solar panels are visible, mounted on metal frames. The panels are arranged in a grid pattern, with white lines separating them. The background shows a clear blue sky with a few wispy clouds. The overall scene is bright and sunny, suggesting a clear day.

We remain positioned around structural growth themes such as domestic consumption, technology and green energy. Indeed, many of the Company's holdings in these areas now look even more attractive given the recent sharp rotation away from growth stocks.

Ten Largest Investments

As at 30 April 2022



Aberdeen Standard SICAV – Indian Equity Fund

A tax efficient pooled India fund with a long-term investment approach managed by the same team managing the Company.



Taiwan Semiconductor Manufacturing Company ("TSMC")

As the world's largest pure-play semiconductor manufacturer, TSMC provides a full range of integrated services for its clients, along with a robust balance sheet and good cash generation that enable ongoing investments in cutting-edge technology and innovation.



Samsung Electronics Pref

A global leader in the memory chips segment, and a major player in smartphones and display panels. It has a vertically-integrated business model and robust balance sheet, alongside good free cash flow generation. The Company owns preferred shares, which trade at a discount to the ordinary shares.



AIA Group

A leading pan-Asian life insurance company, it is poised to take advantage of Asia's growing affluence, backed by an effective agency force and a strong balance sheet.



Tencent Holdings

The internet giant continues to strengthen its ecosystem, and the Investment Manager sees tremendous potential in Tencent's advertising business as it starts monetising its social media and payment platforms.



BHP Group (London Listing)

The Australian natural resources group has a strong suite of assets and diverse earnings streams, with organic growth opportunities, healthy cash flow and a solid balance sheet supporting the potential for additional returns to shareholders. It is also a proxy for China and the emerging markets' secular growth story.



CSL

An Australia-listed biopharmaceutical company that is a leader in the global plasma products market. The company enjoys superior growth and returns because of its highly-efficient collection and processing system, coupled with its commitment to research and development.



DBS Group Holdings

The largest Singapore bank, it is also the best managed with a clear strategy. It is backed by good digital infrastructure, and operates with obvious focus on efficiency of returns, as shown in the distinctively better return on equity than local peers.



Bank Central Asia

Among the largest local private banks in Indonesia, it is well capitalised with a large and stable base of low-cost deposits that funds its lending, while asset quality remains solid.



Oversea-Chinese Banking Corporation

A well-managed Singapore bank with a solid capital base and good cost-to-income ratio. It is diversified by both geography and service offerings, with interests spanning Southeast Asia, North Asia, wealth management and life assurance as well as its core banking activities.

Investment Portfolio

As at 30 April 2022

Company	Industry	Country	Valuation 2022 £'000	Total assets ^A %	Valuation 2021 £'000
Aberdeen Standard SICAV - Indian Equity Fund ^B	Collective Investment Scheme	India	48,696	12.8	38,666
Taiwan Semiconductor Manufacturing Company	Semiconductors & Semiconductor Equipment	Taiwan	32,261	8.5	38,848
Samsung Electronics Pref	Technology Hardware, Storage & Peripherals	South Korea	27,893	7.3	39,995
AIA Group	Insurance	Hong Kong	19,372	5.1	18,695
Tencent Holdings	Interactive Media & Services	China	16,844	4.4	37,888
BHP Group (London Listing)	Metals & Mining	Australia	12,401	3.3	10,341
CSL	Biotechnology	Australia	11,785	3.1	12,910
DBS Group Holdings	Banks	Singapore	10,871	2.9	5,556
Bank Central Asia	Banks	Indonesia	9,921	2.6	8,078
Oversea-Chinese Banking Corporation	Banks	Singapore	9,261	2.4	8,547
Top ten investments			199,305	52.4	
ASML	Semiconductors & Semiconductor Equipment	Netherlands	7,828	2.1	7,510
Aberdeen New India Investment Trust ^B	Closed End Investments	India	7,384	1.9	6,932
Cochlear	Health Care Equipment & Supplies	Australia	7,097	1.9	8,865
Hong Kong Exchanges & Clearing	Capital Markets	Hong Kong	6,462	1.7	8,998
Ayala Land	Real Estate Management & Development	Philippines	6,270	1.7	6,642
China Tourism Group Duty Free - A shares	Specialty Retail	China	6,120	1.6	4,781
Wuxi Biologics (Cayman)	Life Sciences Tools & Services	China	6,019	1.6	9,965
China Merchants Bank - A shares	Banks	China	5,893	1.5	4,146
Alibaba Group	Internet & Direct Marketing Retail	China	5,801	1.5	12,922
LG Chem	Chemicals	South Korea	5,654	1.5	8,433
Top twenty investments			263,833	69.4	

Investment Portfolio

Continued

As at 30 April 2022

Company	Industry	Country	Valuation 2022 £'000	Total assets ^A %	Valuation 2021 £'000
M.P. Evans Group	Food Products	United Kingdom	5,512	1.5	4,304
Budweiser Brewing	Beverages	Hong Kong	5,320	1.4	4,417
Mobile World	Specialty Retail	Vietnam	5,175	1.4	2,941
Oz Minerals	Metals & Mining	Australia	5,019	1.3	-
Samsung Biologics	Life Sciences Tools & Services	South Korea	5,013	1.3	3,025
Yunnan Energy New Material – A shares	Containers & Packaging	China	4,998	1.3	5,492
Aristocrat Leisure	Hotels, Restaurants & Leisure	Australia	4,703	1.2	5,596
LONGi Green Energy Technology – A shares	Semiconductors & Semiconductor Equipment	China	4,644	1.2	5,170
Shenzhen Mindray Bio-Medical Electronics – A shares	Health Care Equipment & Supplies	China	4,271	1.1	-
Techtronic Industries	Machinery	Hong Kong	4,235	1.1	-
Top thirty investments			312,723	82.2	
Kweichow Moutai – A shares	Beverages	China	4,210	1.1	4,302
Rio Tinto (London Listing)	Metals & Mining	Australia	4,182	1.1	4,453
FPT Group	IT Services	Vietnam	3,970	1.0	-
NARI Technology – A shares	Electrical Equipment	China	3,869	1.0	2,244
Sungrow Power Supply – A shares	Electrical Equipment	China	3,597	0.9	-
China Resources Land	Real Estate Management & Development	China	3,435	0.9	7,118
abrdn Asia Focus (formerly Aberdeen Standard Asia Focus) ^B	Closed End Investments	Other Asia	3,310	0.9	3,116
Kakao	Interactive Media & Services	South Korea	3,286	0.9	-
GDS – A shares	IT Services	China	3,114	0.8	191
Cisarua Mountain Dairy	Food Products	Indonesia	2,900	0.8	-
Top forty investments			348,596	91.6	

As at 30 April 2022

Company	Industry	Country	Valuation 2022 £'000	Total assets ^A %	Valuation 2021 £'000
Siam Cement (Foreign)	Construction & Materials	Thailand	2,703	0.7	4,598
Xero	Software	New Zealand	2,699	0.7	3,913
Sands China	Hotels, Restaurants & Leisure	Hong Kong	2,649	0.7	4,155
Vietnam Dairy Products	Food Products	Vietnam	2,511	0.7	2,849
Venture Corp	Electronic Equipment, Instruments & Components	Singapore	2,444	0.7	2,703
Zhongsheng Group	Specialty Retail	China	2,318	0.6	-
Centre Testing International Group – A shares	Professional Services	China	2,251	0.6	2,556
Shenzhen Inovance Technology – A shares	Machinery	China	1,973	0.5	-
Yonyou Network Technology – A shares	Software	China	1,664	0.4	-
John Keells Holdings	Industrial Conglomerates	Sri Lanka	1,624	0.4	3,041
Top fifty investments			371,432	97.6	
JD.com	Internet & Direct Marketing Retail	China	1,258	0.3	-
Hangzhou Tigermed Consulting ^C	Life Sciences Tools & Services	China	1,007	0.3	2,676
Total investments			373,697	98.2	
Net current assets^D			6,737	1.8	
Total assets^A			380,434	100.0	

^A As defined on page 105.

^B Holding also managed by the abrdn Group but not subject to double charging of management fees.

^C Holding comprises of A & H shares.

^D Excluding short-term bank loans of £13,504,000.

Note: Unless otherwise stated, foreign stock is held and all investments are equity holdings.

Changes in Asset Distribution

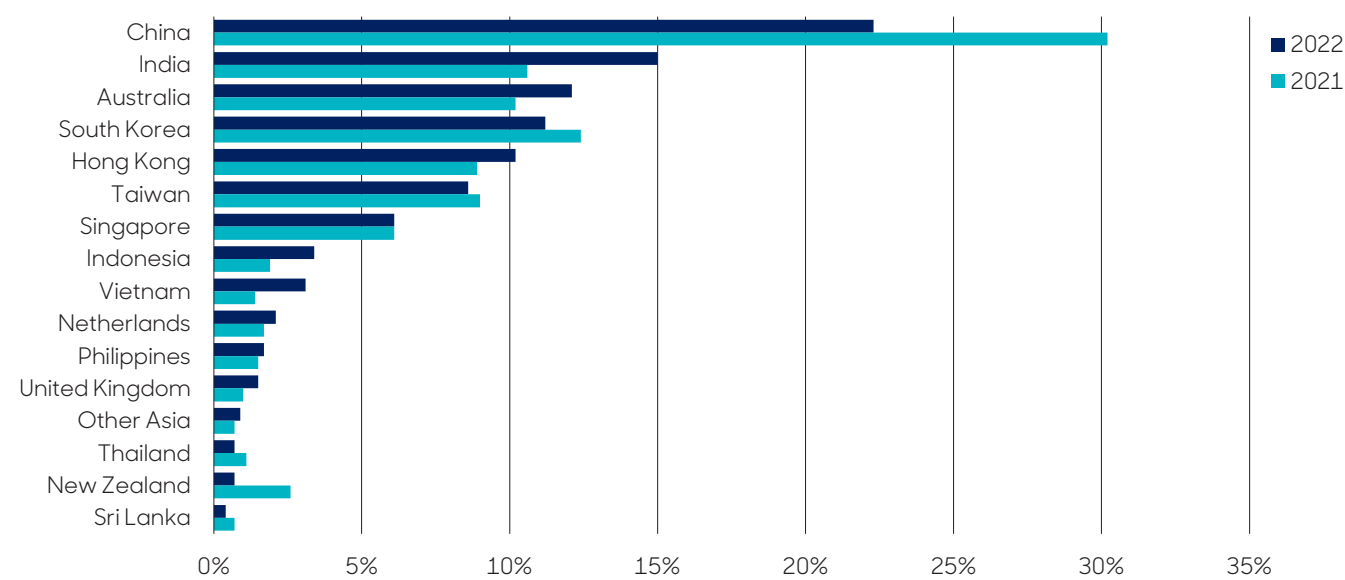
Country	Value at 30 April 2021 £'000	Purchases £'000	Sales proceeds £'000	Appreciation/ (depreciation) £'000	Value at 30 April 2022 £'000
Australia	43,900	8,683	(8,990)	1,594	45,187
China	130,522	37,832	(46,189)	(38,879)	83,286
Hong Kong	38,510	10,789	(8,389)	(2,872)	38,038
India	45,598	4,200	-	6,282	56,080
Indonesia	8,078	2,204	(1,151)	3,690	12,821
Netherlands	7,510	1,446	(919)	(209)	7,828
New Zealand	11,408	-	(5,876)	(2,833)	2,699
Other Asia	3,116	-	-	194	3,310
Philippines	6,642	-	(446)	74	6,270
Singapore	26,215	4,396	(9,758)	1,723	22,576
South Korea	53,406	9,742	(7,307)	(13,995)	41,846
Sri Lanka	3,041	-	-	(1,417)	1,624
Taiwan	38,848	-	(4,538)	(2,049)	32,261
Thailand	4,598	-	(982)	(913)	2,703
United Kingdom	4,304	-	(29)	1,237	5,512
Vietnam	5,790	3,665	-	2,201	11,656
Total investments	431,486	82,957	(94,574)	(46,172)	373,697
Net current assets^A	4,215	-	-	2,522	6,737
Total assets less current liabilities	435,701	82,957	(94,574)	(43,650)	380,434

^A Excluding short-term bank loans of £13,504,000 (2021 - £12,731,000).

Geographical/Sector Analysis

Geographic

As at 30 April 2022



Overview

Strategic Report

Portfolio

Governance

Financial Statements

Corporate Information

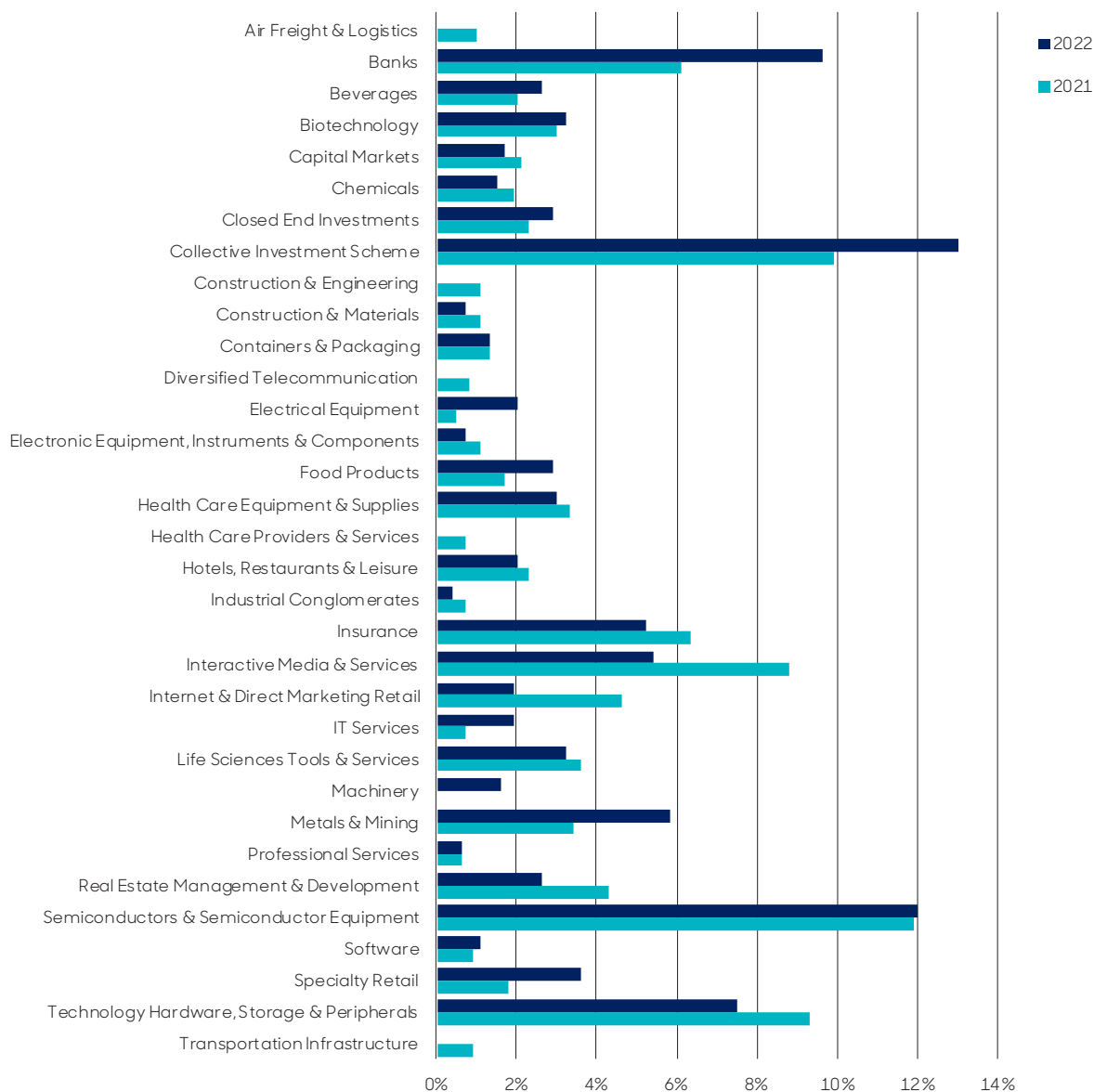
General

Geographical/Sector Analysis


Continued

Sector

As at 30 April 2022

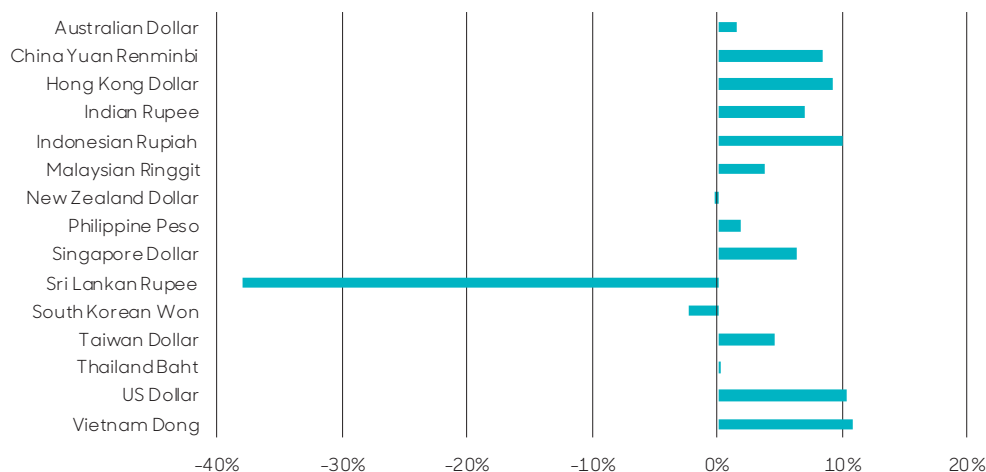


Currency/Market Performance



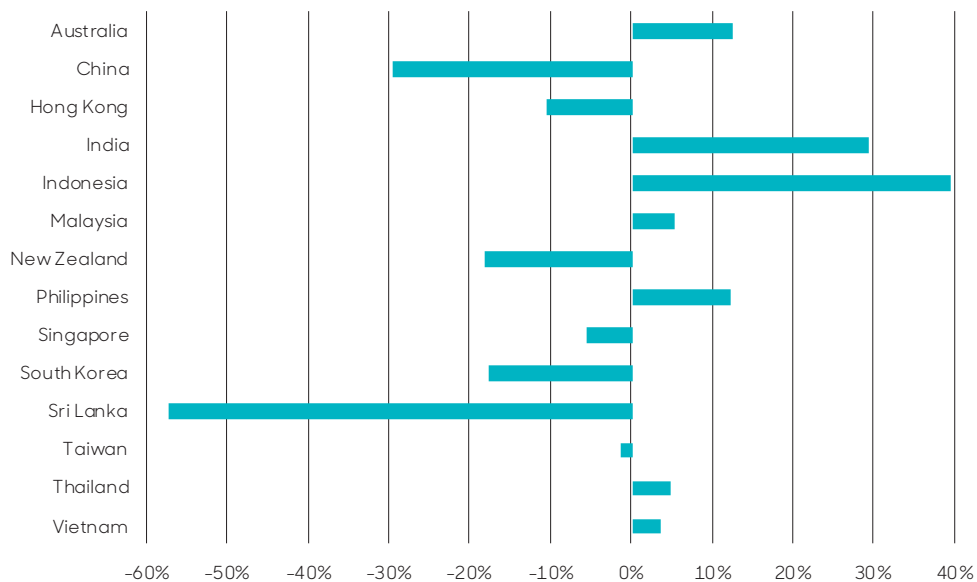
Currency Returns (£)

Year to 30 April 2022



MSCI Country Total Returns (£)

Year to 30 April 2022



Overview

Strategic Report

Portfolio

Governance

Financial Statements

Corporate Information

General

Investment Case Studies



Samsung Electronics (South Korea)

Samsung Electronics is the world's largest maker of memory chips. It has come a long way since its inception in 1969, producing transistor radios and black and white television sets. Nowadays, its mainstays are market-leading semiconductor chips, OLED screen panels and mobile phones. It enjoys a wide moat for its businesses, as its technological prowess, scale and continuous investment in leading-edge technology all pose formidable barriers to entry for rivals.

The company is also a global market leader in memory-chip technology, and in the most advanced and thin smartphone display screens that can save precious real estate for additional handset features. This provides a great supply chain network for Samsung's own smartphones and makes it a tier-one supplier to its largest handset competitors. Samsung has used its competitive advantages to build a large war chest of cash reserves over the years that enables it to acquire businesses, innovate for the future and support an attractive shareholder returns policy. At the time of writing, the company's cash balances amount to close to a fifth of its market capitalisation.

For over a decade, the Investment Manager has been engaging with the company on a range of ESG issues, including corporate governance, and has seen the company make steady progress in that time. The interactions with the company continue to improve. Recently, this has included a meeting with the chairman of the company, which was a continuation of a very long-standing dialogue on a range of ESG issues. The Investment Manager took comfort from comments on enhanced board oversight of related-party transactions and compliance. It was also encouraging to hear the chairman's view that his successor as chairman would most likely be a current independent director from the board. This was evidenced by the appointment of a former GIC managing director as an independent director.

Such moves by the company followed an earlier reorganisation, which simplified its structure, streamlined the management hierarchy and placed greater focus on a centralised sustainability committee. The Investment Manager is pleased that its engagement has yielded results and will look to continue such constructive discussions with the company.

Bank Central Asia (Indonesia)

Bank Central Asia ("BCA") was founded in 1955 and has grown through the years to become one of Indonesia's largest private banks.

The Investment Manager believes that BCA is best in class. It has a solid track record of strong and sustainable performance. As an early believer of technology, BCA has leveraged on this to become the domestic leader in transaction banking. This means that it is able to attract deposits and enjoy the lowest cost of funding among its peers. In turn, it can offer cheaper loans and draw top-tier customers, while maintaining high net interest margins and an industry-leading return on assets. Hence, BCA is more profitable than its peers.

BCA also scores well on asset quality. Its management is one of the most impressive and prudent in the domestic banking sector. The bank has the lowest level of non-performing loans ("NPLs") and highest loan loss coverage. Through credit cycles, it has managed NPLs skillfully by having high coverage and strong liquidity. With a strong balance sheet, the bank has also been able to manage various interest rate cycles effectively without having to compete aggressively on time deposits.

Its superior profitability, asset quality and capital reflect the quality of the management and franchise. Given its excess capital, the company has been paying heed to investors' calls for higher capital returns and the Investment Manager expects dividend payouts to be in line with earnings growth. The bank has proved to be a long-term compounder and the Investment Manager views it as a prime beneficiary of economic recovery post the pandemic and potentially tighter monetary policy.


On the ESG front, BCA has a sustainable financing portfolio worth 161.6 trillion rupiah (£9 trillion) as of the first quarter of 2022, up about 26% year on year, underscoring its commitment to addressing sustainability risk associated with its lending. Also, the board of directors has improved its governance by hiring a female CFO to raise female representation in the senior leadership. The bank is also stepping up employee engagement by introducing annual surveys and holding leadership forums and workshops to promote workplace diversity. BCA has an MSCI ESG rating of A, which is commendable for an emerging market bank.



Governance

An aerial photograph of Hong Kong, showing the dense urban skyline of the Kowloon Peninsula and the Victoria Harbour. The water is a deep blue-green, with several ships leaving white wakes. In the background, the New Territories and surrounding mountains are visible under a blue sky with scattered white clouds.

10.0% of the Company's total assets are invested in Hong Kong.

An aerial photograph of Hong Kong, showing a dense cluster of skyscrapers along the waterfront. The water is a deep blue-green, and the sky is filled with soft, white clouds. In the foreground, a large, modern building complex is visible, surrounded by other high-rise structures. The background shows more of the city and distant hills.

The Company is registered as a public limited company and has been approved by HM Revenue & Customs as an investment trust. The Company is committed to high standards of corporate governance and applies the principles identified in the UK Corporate Governance Code and the AIC Code of Corporate Governance.

Board of Directors



Donald Workman

Independent Non-Executive Chairman

Experience:

Donald Workman had an executive career at The Royal Bank of Scotland PLC until 2016 where, over a period of 23 years, he held a number of senior positions which latterly included acting as Executive Chairman of the group's Asia Pacific business. He was a member of the RBS Group Executive Committee from 2014. He was also an independent non-executive director of Standard Life Private Equity Trust plc between 2006 and 2013. He is currently non-executive Chairman of JCB Finance Limited.

Length of service:

3 years, appointed a Director on 1 October 2018 and Chairman on 4 September 2019

Last re-elected to the Board:

1 September 2021

Committee membership:

Management Engagement Committee (Chairman) and Nomination Committee (Chairman)

Contribution:

The Nomination Committee has reviewed the contribution of Donald Workman in light of his proposed re-election at the Annual General Meeting and has concluded that he has continued to chair the Company expertly. He fosters a collaborative spirit between the Board and Manager whilst ensuring that meetings remain focused on the key areas of stakeholder relevance. In addition, he has provided significant insight to Board deliberations through his significant financial and business experience.



Marion Sears

Senior Independent Non-Executive Director

Experience:

Marion Sears had an executive career in stockbroking and investment banking and was latterly a Managing Director of Investment Banking at JPMorgan. She is also a non-executive director of Dunelm Group plc, Keyword Studios plc and WH Smith plc.

Length of service:

6 years, appointed a Director on 1 August 2016 and Senior Independent Director on 2 September 2020

Last re-elected to the Board:

1 September 2021

Committee membership:

Audit and Risk Committee, Management Engagement Committee and Nomination Committee

Contribution:

The Nomination Committee has reviewed the contribution of Marion Sears in light of her proposed re-election at the Annual General Meeting and has concluded that she continues to provide significant business and financial insight to the Board and knowledge of the investment trust sector.



Stephen Souchon

Independent Non-Executive Director and Chairman of the Audit and Risk Committee

Experience:

Stephen Souchon had an executive career at Morgan Stanley until 2015 where, over a period of 22 years, he held a number of senior positions in the finance function and was latterly head of the EMEA Corporate Financial Control Group. He is a Chartered Accountant and is currently a non-executive director and Chairman of the Audit Committee of SMBC Nikko Capital Markets Limited and a non-executive director and Chairman of the Audit Committee of TD Bank Europe Limited.

Length of service:

2 years, appointed a Director on 1 October 2019

Last re-elected to the Board:

1 September 2021

Committee membership:

Audit and Risk Committee (Chairman), Management Engagement Committee and Nomination Committee

Contribution:

The Nomination Committee has reviewed the contribution of Stephen Souchon in light of his proposed re-election at the Annual General Meeting and has concluded that he continues to chair the Audit and Risk Committee expertly and provides significant insight to the Board through his business, risk and financial experience.



Nicole Yuen

Independent Non-Executive Director

Experience:

Nicole Yuen is a Hong Kong resident and a graduate of the University of Hong Kong and Harvard Law School. She had an executive career initially in law and subsequently in equities with UBS and latterly Credit Suisse (Hong Kong) where she was Chief Operating Officer for the Greater China region and subsequently Managing Director, Head of Equities, North Asia until 2018. She is also a non-executive director of Interactive Brokers Group, Inc.

Length of service:

1 year, appointed a Director on 1 January 2021

Elected to the Board:

1 September 2021

Committee membership:

Audit and Risk Committee, Management Engagement Committee and Nomination Committee

Contribution:

The Nomination Committee has reviewed the contribution of Nicole Yuen in light of her proposed re-election at the Annual General Meeting and has concluded that she continues to provide significant insight through her perspective of Asian markets and economies.

Board of Directors

Continued



Hugh Young

Non-Executive Director

Experience:

Hugh Young was an investment manager with Fidelity International and MGM Assurance prior to joining what is now abrdn in December 1985. He founded the Manager's Singapore-based business in 1992 as its regional headquarters and is currently Chairman of the Manager's Asian business. He is also a director of abrdn Asian Income Fund Limited and The India Fund Inc.

Length of service:

33 years, appointed a Director on 2 May 1989

Last re-elected to the Board:

1 September 2021

Committee membership:

Nomination Committee

Contribution:

The Nomination Committee has reviewed the contribution of Hugh Young in light of his proposed re-election at the Annual General Meeting and has concluded that he continues to provide significant investment insight to the Board and knowledge of markets in the Asia Pacific region.

Directors' Report

The Directors present their report and the audited financial statements for the year ended 30 April 2022.

Results and Dividends

The financial statements for the year ended 30 April 2022 are contained on pages 70 to 92. An interim dividend of 1.0p per Ordinary share was paid on 11 February 2022 and the Board recommends a final dividend of 3.3p per Ordinary share, payable on 9 September 2022 to shareholders on the register on 5 August 2022. The relevant ex-dividend date is 4 August 2022. A resolution in respect of the final dividend will be proposed at the forthcoming Annual General Meeting.

Investment Trust Status

The Company is registered as a public limited company (registered in England and Wales No. 02377879) and is an investment company within the meaning of Section 833 of the Companies Act 2006. The Company has been approved by HM Revenue & Customs as an investment trust subject to it continuing to meet the relevant eligibility conditions of Section 1158 of the Corporation Tax Act 2010 and the ongoing requirements of Part 2 Chapter 3 Statutory Instrument 2011/2999 for all financial years commencing on or after 1 May 2012. The Directors are of the opinion that the Company has conducted its affairs for the year ended 30 April 2022 so as to enable it to comply with the ongoing requirements for investment trust status.

Individual Savings Accounts

The Company has conducted its affairs in such a way as to satisfy the requirements as a qualifying security for Individual Savings Accounts. The Directors intend that the Company will continue to conduct its affairs in this manner.

Capital Structure

The issued Ordinary share capital at 30 April 2022 consisted of 106,697,348 Ordinary shares of 5p and 10,401,701 shares held in treasury. During the year the Company purchased 2,232,000 Ordinary shares to be held in treasury. Since the end of the year, the Company has purchased a further 308,000 Ordinary shares to be held in treasury. At the date of approval of this Report there were 106,389,348 Ordinary shares of 5p in issue and 10,709,701 shares held in treasury.

Voting Rights

Each Ordinary shareholder is entitled to one vote on a show of hands at a general meeting of the Company and, on a poll, to one vote for every share held. The Ordinary shares, excluding treasury shares, carry a right to receive dividends. On a winding up or other return of capital, after meeting the liabilities of the Company, the surplus assets will be paid to Ordinary shareholders in proportion to their shareholdings.

There are no restrictions on the transfer of Ordinary shares in the Company other than certain restrictions which may from time to time be imposed by law.

Management Agreement

The Company has appointed Aberdeen Standard Fund Managers Limited ("ASFML"), a wholly owned subsidiary of abrdn plc, as its alternative investment fund manager. ASFML has been appointed to provide investment management, risk management, administration and company secretarial services and promotional activities to the Company. The Company's portfolio is managed by abrdn Asia Limited ("abrdn Asia") by way of a group delegation agreement in place between ASFML and abrdn Asia. In addition, ASFML has sub-delegated promotional activities to Aberdeen Asset Managers Limited and administration and company secretarial services to Aberdeen Asset Management PLC. Details of the management fee during the year and fees payable for promotional activities are shown in notes 4 and 5 to the financial statements.

As explained in the Chairman's Statement on page 9, the Board has agreed a revised management fee with the Manager, to take effect from 1 May 2022.

The management agreement is terminable on not less than 12 months' notice. In the event of termination by the Company on less than the agreed notice period, compensation is payable to the Manager in lieu of the unexpired notice period.

Directors' Report

Continued

Substantial Interests

At 30 April 2022 the following interests in the issued Ordinary share capital of the Company had been disclosed in accordance with the requirements of the FCA's Disclosure Guidance and Transparency Rules.

Shareholder	Number of Ordinary shares held	% held ^B
City of London Investment Management Company Limited	24,671,041	23.1
abrdn Investment Trust Share Plans ^A	8,347,536	7.8
Allspring Global Investments Holdings LLC	9,104,141	8.5
Close Asset Management Limited	5,330,904	5.0
1607 Capital Partners LLC	4,026,274	3.8

^A Non-beneficial interest

^B Based on 106,697,348 Ordinary shares in issue as at 30 April 2022

Since the end of the year, Lazard Asset Management LLC has notified the Company of a holding of 5,334,637 Ordinary shares (5.0%), and Close Asset Management Limited has notified the Company of a holding of 5,268,846 Ordinary shares (5.0%). There have been no other changes notified to the Company as at the date of approval of this Report.

Corporate Governance

The Company is committed to high standards of corporate governance. The Board is accountable to the Company's shareholders for good governance and this statement describes how the Company has applied the principles identified in the UK Corporate Governance Code as published in July 2018 (the "UK Code"), which is available on the Financial Reporting Council's (the "FRC") website: [frc.org.uk](https://www.frc.org.uk).

The Board has also considered the principles and provisions of the AIC Code of Corporate Governance as published in February 2019 (the "AIC Code"). The AIC Code addresses the principles and provisions set out in the UK Code, as well as setting out additional provisions on issues that are of specific relevance to the Company. The AIC Code is available on the AIC's website: [theaic.co.uk](https://www.theaic.co.uk).

The Board considers that reporting against the principles and provisions of the AIC Code, which has been endorsed by the FRC, provides more relevant information to shareholders.

The Board confirms that, during the year, the Company complied with the principles and provisions of the AIC Code and the relevant provisions of the UK Code, except as set out below.

The UK Code includes provisions relating to:

- interaction with the workforce (provisions 2, 5 and 6);
- the role and responsibility of the chief executive (provisions 9 and 14);
- previous experience of the chairman of a remuneration committee (provision 32); and
- executive directors' remuneration (provisions 33 and 36 to 40).

The Board considers that these provisions are not relevant to the position of the Company, being an externally managed investment company. In particular, all of the Company's day-to-day management and administrative functions are outsourced to third parties. As a result, the Company has no executive directors, employees or internal operations. The Company has therefore not reported further in respect of these provisions.

Full details of the Company's compliance with the AIC Code can be found on its website.

Directors

Throughout the year, the Board comprised five Directors, consisting of a non-executive Chairman and four non-executive Directors. All Directors, with the exception of Mr Young, are considered by the Board to be independent and free of any material relationship with the abrdn Group. Mr Young is a director of various entities connected with, or within, the abrdn Group and, as such, is not considered to be independent.

The Directors attended scheduled Board and Committee meetings during the year ended 30 April 2022 as shown in the table below (with their eligibility to attend the relevant meeting in brackets).

Director	Board Meetings	Audit and Risk Committee Meetings	Nomination Committee Meetings	Management Engagement Committee Meetings
D Workman ^A	6 (6)	- (-)	1 (1)	1 (1)
M Sears	6 (6)	2 (2)	1 (1)	1 (1)
S Souchon	6 (6)	2 (2)	1 (1)	1 (1)
H Young ^B	6 (6)	- (-)	1 (1)	- (-)
N Yuen	6 (6)	2 (2)	1 (1)	1 (1)

^A Mr Workman is not a member of the Audit and Risk Committee.

^B Mr Young is not a member of the Audit and Risk or Management Engagement Committees.

The Board meets more frequently when business needs require.

The Company's Articles of Association require that Directors must retire and be subject to election at the first Annual General Meeting after their appointment, and that one third of the Directors retire by rotation at each Annual General Meeting, and that any Director who was not elected or re-elected at one of the preceding two Annual General Meetings also retires by rotation at the Annual General Meeting. However, the Board has decided that, notwithstanding the provisions of the Articles of Association, all Directors will retire at each Annual General Meeting and, if eligible, may seek re-election. Accordingly, each of Mr Workman, Mr Young, Ms Sears, Ms Yuen and Mr Souchon will retire and seek re-election at the Annual General Meeting.

The Board believes that, except for Mr Young, all the Directors seeking re-election remain independent of the Manager and free from any relationship which could materially interfere with the exercise of their judgement on issues of strategy, performance, resources and standards of conduct. The biographies of each of the Directors are shown on pages 42 to 44, setting out their range of skills and experience as well as length of service and their contribution to the Board during the year. The Board believes that each Director has the requisite high level and range of business, investment and financial experience which enables the Board to provide clear and effective leadership and proper governance of the Company. Following formal performance evaluations, each Director's performance continues to be effective and demonstrates commitment to the role, and their individual performances contribute to the long-term sustainable success of the Company. The Board therefore recommends the re-election of each of the Directors at the Annual General Meeting.

Directors' Report

Continued

Mr Young was appointed as a Director in May 1989 and, as stated above, is not independent due to his involvement with various entities within the abrdn Group. Mr Young has significant experience of markets in the Asia Pacific region and provides invaluable input to Board discussions. The Board therefore believes that it is appropriate for Mr Young to remain a Director notwithstanding his tenure.

Board's Policy on Tenure

In normal circumstances, it is the Board's expectation that Directors will not serve beyond the Annual General Meeting following the ninth anniversary of their appointment. However, the Board takes the view that independence of individual Directors is not necessarily compromised by length of tenure on the Board and that continuity and experience can add significantly to the Board's strength. The Board believes that recommendation for re-election should be on an individual basis following a rigorous review which assesses the contribution made by the Director concerned, but also taking into account the need for regular refreshment and diversity.

It is the Board's policy that the Chairman of the Board will not serve as a Director beyond the Annual General Meeting following the ninth anniversary of his/her appointment to the Board. However, this may be extended in certain circumstances or to facilitate effective succession planning and the development of a diverse Board. In such a situation the reasons for the extension will be fully explained to shareholders and a timetable for the departure of the Chairman clearly set out.

The Role of the Chairman and Senior Independent Director

The Chairman is responsible for providing effective leadership to the Board, by setting the tone of the Company, demonstrating objective judgement and promoting a culture of openness and debate. The Chairman facilitates the effective contribution and encourages active engagement by each Director. In conjunction with the Company Secretary, the Chairman ensures that Directors receive accurate, timely and clear information to assist them with effective decision-making. The Chairman acts upon the results of the Board evaluation process by recognising strengths and addressing any weaknesses and also ensures that the Board engages with major shareholders and that all Directors understand shareholder views.

The Senior Independent Director acts as a sounding board for the Chairman and acts as an intermediary for other Directors, when necessary. Working closely with the Nomination Committee, the Senior Independent Director takes responsibility for an orderly succession process for the Chairman, and leads the annual appraisal of the Chairman's performance. The Senior Independent Director is also available to shareholders to discuss any concerns they may have.

Directors' and Officers' Liability Insurance

The Company's Articles of Association indemnify each of the Directors out of the assets of the Company against any liabilities incurred by them as a Director of the Company in defending proceedings, or in connection with any application to the Court in which relief is granted. In addition, the Company has entered into separate deeds of indemnity with each of the Directors, reflecting the scope of the indemnity in the Articles. Directors' and Officers' liability insurance cover has been maintained throughout the year at the expense of the Company.

Management of Conflicts of Interest

The Board has a procedure in place to deal with a situation where a Director has a conflict of interest. As part of this process, each Director prepares a list of other positions held and all other conflict situations that may need to be authorised either in relation to the Director concerned or his or her connected persons. The Board considers each Director's situation and decides whether to approve any conflict, taking into consideration what is in the best interests of the Company and whether the Director's ability to act in accordance with his or her wider duties is affected. Each Director is required to notify the Company Secretary of any potential or actual conflict situations that will need authorising by the Board. Authorisations given by the Board are reviewed at each Board meeting.

No Director has a service contract with the Company although all Directors are issued with letters of appointment.

The Company has a policy of conducting its business in an honest and ethical manner. The Company takes a zero-tolerance approach to bribery and corruption and has procedures in place that are proportionate to the Company's circumstances to prevent them. The Manager also adopts a group-wide zero-tolerance approach and has its own detailed policy and procedures in place to prevent bribery and corruption. Copies of the Manager's anti-bribery and corruption policies are available on its website.

In relation to the corporate offence of failing to prevent tax evasion, it is the Company's policy to conduct all business in an honest and ethical manner. The Company takes a zero-tolerance approach to facilitation of tax evasion whether under UK law or under the law of any foreign country and is committed to acting professionally, fairly and with integrity in all its business dealings and relationships.

Board Committees

The Board has appointed a number of Committees, as set out below. Copies of their terms of reference, which clearly define the responsibilities and duties of each Committee, are available on the Company's website, or upon request from the Company Secretary. The terms of reference of each of the Committees are reviewed and re-assessed by the Board for their adequacy on an ongoing basis.

Audit and Risk Committee

The Audit and Risk Committee's Report is contained on pages 57 to 59.

Management Engagement Committee

The Management Engagement Committee comprises four independent Directors: Mr Workman (Chairman), Ms Sears, Mr Souchon and Ms Yuen. The Committee reviews the performance of the Manager and the terms of the management agreement, including the management fee, at least once a year. The Committee also keeps the resources of the abrdn Group under review, together with its commitment to the Company and its investment trust business. In addition, the Committee conducts an annual review of the performance, terms and conditions of the Company's main third party suppliers.

The Board remains satisfied that the continuing appointment of the Manager on the terms agreed is in the interests of shareholders as a whole. The key factors taken into account in reaching this decision are the long-term performance of the portfolio and the investment skills and experience of the Manager, together with the quality of other services provided, including marketing and investor relations, company secretarial and administration, and the commitment of the Manager to its investment trust business.

Nomination Committee

The Nomination Committee comprises the entire Board and is chaired by Mr Workman. The Committee conducts Board evaluations, reviews the structure of the Board and gives consideration to succession planning.

During the year, the Committee undertook an annual appraisal of the Chairman of the Board, individual Directors and the performance of Committees and the Board as a whole. This process involved the completion of questionnaires by each Director and follow-on discussions between the Chairman and each Director. The appraisal of the Chairman was undertaken by the Senior Independent Director. The results of the process were discussed by the Board following its completion, with appropriate action points made.

The Committee considers succession planning on at least an annual basis. Potential new Directors are identified against the requirements of the Company's business and the need to have a balance of skills, experience, independence, diversity and knowledge of the Company within the Board.

Going Concern

The Company's assets consist substantially of equity shares in companies listed on recognised stock exchanges and in most circumstances, including in the current market environment, are realisable within a short timescale. The Board regularly reviews income and expenditure projections and has set limits for borrowing and reviews compliance with banking covenants, including the headroom available.

At the year end, the Company's borrowing facilities amounted to £40 million, comprising a fixed rate loan of £20 million, which matures in December 2023, and a £20 million multi-currency revolving loan facility maturing in June 2024.

In considering the going concern basis of accounting, the Directors have also taken into account the potential requirement of the Board to propose a resolution to approve the continuation of the Company at future Annual General Meetings. As explained on page 15, this is dependent upon the level of discount in the 90 days preceding the Company's financial year end and there is no requirement for such a resolution to be proposed at the forthcoming Annual General Meeting.

Having taking these factors into account, the Directors believe that, after making enquiries, the Company has adequate resources to continue in operational existence for the foreseeable future and has the ability to meet its financial obligations as they fall due for the period to 31 July 2023, which is at least twelve months from the date of approval of this Report. Accordingly, they continue to adopt the going concern basis of accounting in preparing the financial statements.

Directors' Report

Continued

Accountability and Audit

The respective responsibilities of the Directors and the Auditor in connection with the financial statements appear on pages 62 and 63 to 69.

Each Director confirms that, so far as he or she is aware, there is no relevant audit information of which the Company's Auditor is unaware, and they have taken all the steps that they could reasonably be expected to have taken as Directors in order to make themselves aware of any relevant audit information and to establish that the Company's Auditor is aware of that information.

Independent Auditor

As explained in the Audit and Risk Committee's Report on page 59, following a competitive tender process conducted during the previous year, the Board decided to appoint Johnston Carmichael LLP as the Company's Auditor, in place of Ernst & Young LLP, for the audit of the financial statements for the year ending 30 April 2022. Johnston Carmichael LLP was appointed as the Company's Auditor by shareholders at the Annual General Meeting on 1 September 2021.

The Board will propose resolutions at the Annual General Meeting to re-appoint Johnston Carmichael LLP as the Company's Auditor for the ensuing year and to authorise the Directors to determine its remuneration.

Financial Instruments

The financial risk management objectives and policies arising from financial instruments and the exposure of the Company to risk are disclosed in note 17 to the financial statements.

Relations with Shareholders

The Directors place a great deal of importance on communication with shareholders. Shareholders and investors may obtain up to date information on the Company through its website and the Manager's Customer Services Department (see Contact Addresses).

The Board's policy is to communicate directly with shareholders and their representative bodies without the involvement of the management group (including the Company Secretary or the Manager) in situations where direct communication is required, and representatives from the Board and Manager meet with major shareholders on at least an annual basis in order to gauge their views. In addition, the Company Secretary only acts on behalf of the Board, not the Manager, and there is no filtering of communication.

At each Board meeting the Board receives full details of any communication from shareholders to which the Chairman responds personally as appropriate.

The Notice of the Annual General Meeting is sent out at least 20 working days in advance of the meeting. All shareholders have the opportunity to put questions to the Board and Manager at the meeting.

The Company has adopted a nominee code which ensures that, when shares in the Company are held in the name of nominee companies and notification has been received in advance, nominee companies will be provided with copies of shareholder communications for distribution to their investors. Nominee investors may attend and speak at general meetings.

Participants in the abrdn Investment Plan for Children, Investment Trust Share Plan and Investment Trust Stocks and Shares ISA, whose shares are held in the nominee name of the plan administrator, are given the opportunity to vote at the Annual General Meeting by means of a Letter of Direction enclosed with the Annual Report. When forwarded to the plan administrator, the voting instructions given in the Letter of Direction will in turn be reflected in the proxy votes lodged by the plan administrator.

Annual General Meeting

The Annual General Meeting will be held at the offices of abrdn plc, Bow Bells House, 1 Bread Street, London EC4M 9HH on 6 September 2022 at 12 noon. The Notice of Annual General Meeting is included on pages 113 to 120.

Should circumstances change significantly before the time of the Annual General Meeting, the Company will notify shareholders of any changes to the arrangements by updating the Company's website and through a stock exchange announcement, where appropriate, as early as is possible before the date of the meeting. Shareholders should note that if law or Government guidance so requires at the time of the meeting, the Chairman of the meeting will limit, in his or her sole discretion, the number of individuals in attendance at the meeting and may be required to impose entry restrictions on certain persons wishing to attend the meeting in order to ensure the safety of those attending.

Resolutions including the following business will be proposed at the meeting:

Allotment of Shares

Resolution 11 will be proposed as an ordinary resolution to confer an authority on the Directors, in substitution for any existing authority, to allot up to 10% of the issued Ordinary share capital of the Company (excluding treasury shares) as at the date of the passing of the resolution (up to a maximum aggregate nominal amount of £531,946 based on the number of Ordinary shares in issue as at the date of this Report) in accordance with Section 551 of the Companies Act 2006. The authority conferred by this resolution will expire at earlier of the conclusion of the Annual General Meeting held in 2023 or 31 October 2023 (unless previously revoked, varied or extended by the Company in general meeting).

The Directors consider that the authority proposed to be granted by resolution 11 is necessary to retain flexibility although they do not at the present time have any intention of exercising such authority.

Limited Disapplication of Pre-emption Provisions

Resolution 12 will be proposed as a special resolution and will give the Directors power to allot Ordinary shares or sell shares held in treasury, without first being required to offer those shares to shareholders, at a premium to the net asset value per share at the time of the allotment or sale. The authorisation is limited to:

- a) the issue of shares or sale of treasury shares otherwise than as described in (b) up to an aggregate nominal value representing 10% of the Company's issued Ordinary share capital (excluding treasury shares) as at the date of the passing of the resolution (up to an aggregate nominal amount of £531,946 based on the number of Ordinary shares in issue as at the date of this Report); and
- b) the allotment of shares in connection with an offer to all holders of Ordinary shares in proportion to their holdings in the Company, subject to such restrictions as may be appropriate to deal with legal, regulatory or practical problems.

This authority will last until the earlier of the conclusion of the Annual General Meeting held in 2023 or 31 October 2023 (unless previously varied, revoked or extended by the Company in general meeting).

The Company may hold shares bought back in treasury and then sell them at a later date for cash rather than simply cancelling them. Such sales are required to be on a pre-emptive, pro rata, basis to existing shareholders, unless shareholders agree by special resolution to disapply such pre-emption rights. Accordingly, in addition to giving the Directors power to allot unissued Ordinary share capital on a non pre-emptive basis, resolution 12 will also give the Directors power to sell shares held in treasury on a non pre-emptive basis, subject always in both cases to the limitations noted above. Pursuant to this authority, Ordinary shares would only be issued for cash and treasury shares would only be sold for cash, at a premium to the net asset value per share.

Share Repurchases

Resolution 13 will be proposed as a special resolution and will authorise the Company to make market purchases of its own Ordinary shares. The Company may do either of the following in respect of its own Ordinary shares which it buys back and does not immediately cancel but, instead, holds in treasury:

- a) sell such shares (or any of them) for cash (or its equivalent); or
- b) ultimately cancel the shares (or any of them).

The maximum aggregate number of Ordinary shares which may be purchased pursuant to the authority is 14.99% of the issued Ordinary share capital of the Company as at the date of the passing of the resolution (approximately 15.9 million Ordinary shares). The minimum price which may be paid for an Ordinary share is 5p (exclusive of expenses). The maximum price (exclusive of expenses) which may be paid for the shares shall be the higher of:

- a) 5% above the average of the market value of the Ordinary shares (as derived from the Daily Official List of the London Stock Exchange) for the shares for the five business days immediately preceding the date of purchase; and
- b) the higher of the price of the last independent trade and the highest current independent bid on the main market for the Ordinary shares.

Directors' Report

Continued

This authority, if conferred, will last until the earlier of the conclusion of the Annual General Meeting of the Company to be held in 2023 or 31 October 2023 (unless previously revoked, varied or renewed by the Company in general meeting), and will only be exercised if it would result in an increase in the net asset value per Ordinary share for the remaining shareholders and if it is in the best interests of shareholders as a whole.

The Company bought back 2,232,000 Ordinary shares during the year ended 30 April 2022, representing 2.0% of the issued share capital, with the aim of providing a degree of liquidity to the market at times when the discount to the net asset value per share has widened in normal market conditions. It is the view of the Board that this policy is in the interests of all shareholders. The Board closely monitors the discount and reviews the operation of the share buy back policy at each Board meeting as well as considering other options for managing the discount

Treasury Shares

As part of its liquidity management policy, the Company currently has powers to buy back its own shares at a discount to the net asset value per share and to hold them in treasury (instead of cancelling them) as well as to sell treasury shares at a premium to the net asset value per share. The Board is seeking the renewal of these powers at the Annual General Meeting, through resolutions 12 and 13, as it believes the liquidity management policy to be in the interest of shareholders.

It is the Company's policy that, in the event that the number of treasury shares represents more than 10% of the Company's issued share capital (excluding treasury shares) at the end of any financial year, the Company will cancel a proportion of its treasury shares such that the remaining balance will equal 7.5% of the issued share capital (excluding treasury shares). Shares remaining in treasury may be held indefinitely. No dividends will be paid on treasury shares, and no voting rights attach to them. No treasury shares were cancelled during the year.

Articles of Association

The Company's Articles of Association (the "Articles") were last amended in 2013. Resolution 14, which is a special resolution, proposes to adopt a new set of Articles of Association (the "New Articles") to achieve the following:

1. as explained in the Chairman's Statement on page 10, to adjust the trigger mechanism in the Articles for a future continuation vote so that the average discount to net asset value calculation is based on net asset value cum income rather than net asset value ex income. The Board believes that this is a more appropriate measure of the discount;
2. to facilitate the holding of virtual or hybrid Shareholder meetings, potential health and safety measures at in-person meetings, and postponement of meetings, all as flexibility given the experience during the recent Covid-19 pandemic (although the Company will not hold virtual meetings in the absence of Government guidance preventing in-person meetings);
3. to make consequential changes to reflect the Company's new name 'abrdn New Dawn Investment Trust plc; and
4. in more minor ways, to update the Articles in accordance with current best practice for investment trusts.

The principal differences between the Articles and the New Articles are summarised in the Appendix to the Notice of the Annual General Meeting on pages 116 to 117.

If resolution 14 is passed at the Annual General Meeting, the New Articles will take effect from the conclusion of the Annual General Meeting.

Recommendation

The Directors believe that the resolutions to be proposed at the Annual General Meeting are in the best interests of the Company and its shareholders and recommend that shareholders vote in favour of the resolutions, as they intend to do in respect of their own beneficial shareholdings amounting to 166,320 Ordinary shares, representing 0.16% of the issued share capital.

By order of the Board

Aberdeen Asset Management PLC

Company Secretary

6 July 2022

Directors' Remuneration Report

This Directors' Remuneration Report comprises three parts:

1. a Remuneration Policy which is subject to a binding shareholder vote every three years (or sooner if varied during this interval) – most recently voted on at the Annual General Meeting on 2 September 2020;
2. an Implementation Report which is subject to an advisory vote on the level of remuneration paid during the year; and
3. an Annual Statement.

The law requires the Company's Auditor to audit certain of the disclosures provided in the Directors' Remuneration Report. Where disclosures have been audited, they are indicated as such. The Auditor's opinion is included on pages 63 to 69.

As the Company has no employees and the Board is comprised wholly of non-executive Directors, and given the size and nature of the Company, the Board has not established a separate Remuneration Committee. The Directors' Remuneration Policy and the level of Directors' remuneration are determined by the whole Board.

Remuneration Policy

The Directors' Remuneration Policy takes into consideration the principles of UK Corporate Governance and the AIC's recommendations regarding the application of those principles to investment companies.

No shareholder views have been sought in setting the remuneration policy although any comments received from shareholders are considered.

Directors' fees are set within the limits of the Company's Articles of Association which limit the aggregate fees payable to the Board of Directors per annum. The current limit is £200,000 per annum and may only be increased by shareholder resolution. The Board's policy is that the remuneration of non-executive Directors should be sufficient to attract Directors of the quality required to run the Company successfully. The remuneration should also reflect the nature of the Directors' duties, responsibilities, the value of their time spent and be fair and comparable to that of other investment trusts that are similar in size, and have similar capital structures and investment objectives.

The current levels of fees are set out in the table below.

Fees are reviewed annually and, if considered appropriate, increased accordingly.

	30 April 2022 £	30 April 2021 £
Chairman	37,600	36,500
Chairman of Audit and Risk Committee	31,400	30,500
Director	27,300	26,500

Appointment

- All the Directors are non-executive and are appointed under the terms of letters of appointment.
- The Company's Articles of Association require that Directors must retire and be subject to election at the first Annual General Meeting after their appointment, and be subject to re-election at least every three years thereafter. However, the Board has decided that, notwithstanding the provisions of the Articles of Association, all Directors will retire at each Annual General Meeting and, if eligible, may seek re-election.
- Any Director newly appointed to the Board will receive the fee applicable to each of the other Directors at the time of appointment together with any other fee then currently payable in respect of a specific role which the new Director is to undertake for the Company.
- No incentive or introductory fees will be paid to encourage a person to become a Director.
- Directors are not eligible for bonuses, pension benefits, share options, long-term incentive schemes or other benefits.
- Directors are entitled to re-imbursement of out-of-pocket expenses incurred in connection with the performance of their duties, including travel expenses.
- The Company indemnifies its Directors for costs, charges, losses, expenses and liabilities which may be incurred in the discharge of duties as a Director of the Company.

Directors' Remuneration Report

Continued

Performance, Service Contracts, Compensation and Loss of Office

- Directors' remuneration is not subject to any performance related fee.
- No Director has a service contract.
- Other than Mr Young, and the deeds of indemnity referred to on page 48, no Director was interested in contracts with the Company during the year or subsequently.
- The terms of appointment provide that a Director may be removed without notice.
- Compensation will not be due upon leaving office.
- No Director is entitled to any other monetary payment or any assets of the Company.

Directors' & Officers' liability insurance cover is maintained by the Company on behalf of the Directors.

There were no changes to the Directors' Remuneration Policy during the year nor are there any proposals for changes in the foreseeable future.

The Remuneration Policy is reviewed by the Board on an annual basis and it is the Board's intention that this Remuneration Policy will apply for the three year period ending 30 April 2023.

Statement of Voting at General Meeting

At the Annual General Meeting held on 2 September 2020, shareholders approved the Directors' Remuneration Policy. 99.6% of proxy votes were in favour of the resolution, 0.2% were against and 0.2% abstained.

Implementation Report

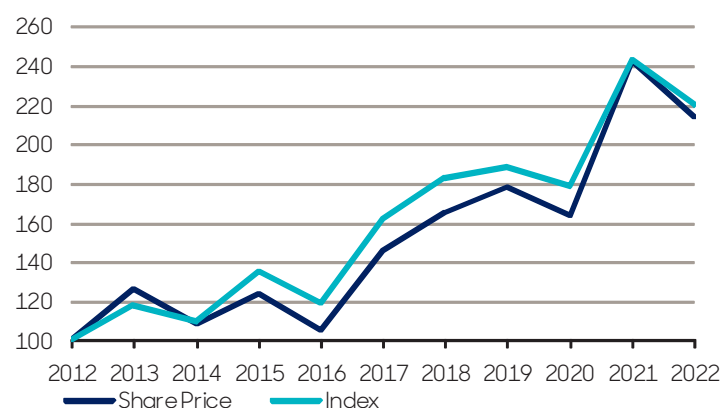
Review of Directors' Fees

The Board carried out a review of the level of Directors' fees during the year, which included consideration of fees paid by comparable investment trusts and the sector as a whole. Following this review, the Board decided that annual fees would increase to £37,600 for the Chairman, £31,400 for the Chairman of the Audit and Risk Committee and £27,300 for other Directors, such increases taking effect on 1 October 2021.

There are no further fees to disclose as the Company has no employees, chief executive or executive directors.

Company Performance

The graph below shows the total shareholder return for a holding in the Company's shares as compared to the MSCI All Countries Asia Pacific ex Japan Index (Sterling adjusted) for the ten year period ended 30 April 2022 (rebased to 100 at 30 April 2012). This Index was chosen for comparison purposes as it is the benchmark used for investment performance measurement purposes.



Spend on Pay

As the Company has no employees, the Directors do not consider it appropriate to present a table comparing remuneration paid to employees with distributions to shareholders. The total fees paid to Directors are shown below.

Audited Information – Fees Payable

The Directors who served during the year received the following fees, which exclude employers' National Insurance contributions:

Director	2022 £	2021 £
D Workman	37,142	36,500
J Lorimer ^A	-	10,336
S Rippingall ^B	-	17,667
M Sears	26,967	26,500
S Souchon ^C	31,025	29,156
H Young	-	-
N Yuen ^D	26,967	8,833
Total	122,101	128,992

^A Retired 2 September 2020.

^B Retired 31 December 2020.

^C Appointed as Chairman of the Audit and Risk Committee on 2 September 2020.

^D Appointed as a Director on 1 January 2021.

All fees are at a fixed rate and there is no variable remuneration. Fees are pro-rated where a change takes place during a financial year. With effect from 1 April 2018 Mr Young agreed to waive his entitlement to receive fees from the Company, which would have amounted to £26,967 for the year ended 30 April 2022 (2021: £26,500).

In addition to his services as a Director of the Company, Mr Young devotes a proportion of his time employed by the abrdn Group to the provision of investment management services to the Company. For the year ended 30 April 2022, the estimated proportion of Mr Young's total remuneration attributable to such investment management services did not exceed £26,967 (2021: £26,500).

Annual Percentage Change in Directors' Remuneration

The table below sets out the annual percentage change in Directors' fees for the past two years.

Director	Year ended 30 April 2022 %	Year ended 30 April 2021 %
D Workman ^A	1.8	11.4
M Sears	1.8	0.8
S Souchon ^B	6.4	88.6
H Young	-	-
N Yuen ^C	205.3	n/a

^A Appointed Chairman on 4 September 2019.

^B Appointed as a Director on 1 October 2019 and Chairman of the Audit and Risk Committee on 2 September 2020.

^C Appointed as a Director on 1 January 2021.

Directors' Interests in the Company

The Directors are not required to have a shareholding in the Company. The Directors (including their connected persons) at 30 April 2022 and 30 April 2021 had no interests in the share capital of the Company other than those interests, all of which are beneficial, shown in the table below.

Director	30 April 2022 Ordinary Shares	30 April 2021 Ordinary Shares
D Workman	25,000	25,000
M Sears	35,000	35,000
S Souchon	25,000	25,000
H Young	81,320	81,320
N Yuen	-	-

There have been no changes to the Directors' interests since the end of the year.

Directors' Remuneration Report

Continued

Statement of Voting at General Meeting

At the Company's last Annual General Meeting, held on 1 September 2021, shareholders approved the Directors' Remuneration Report (other than the Directors' Remuneration Policy) in respect of the year ended 30 April 2021. 99.7% of proxy votes were in favour of the resolution, 0.2% were against and 0.1% abstained.

A resolution to approve the Directors' Remuneration Report (excluding the Directors' Remuneration Policy) in respect of the year ended 30 April 2022 will be proposed at the Annual General Meeting.

Annual Statement

In accordance with Part 2 of Schedule 8 of the Large and Medium-sized Companies and Groups (Accounts and Reports) (Amendment) Regulations 2013, the Board confirms that the above Directors' Remuneration Report summarises, as applicable, for the year ended 30 April 2022:

- the major decisions on Directors' remuneration;
- any substantial changes relating to Directors' remuneration made during the year; and
- the context in which the changes occurred and decisions have been taken

On behalf of the Board

Donald Workman

Chairman

6 July 2022

Audit and Risk Committee's Report

The Audit and Risk Committee presents its Report for the year ended 30 April 2022.

Committee Composition

An Audit and Risk Committee has been established, comprising three independent Directors, Mr Souchon, Ms Sears and Ms Yuen. The Committee is chaired by Mr Souchon. The Board is satisfied that Mr Souchon has recent and relevant financial experience and that the Committee as a whole has competence relevant to the investment trust sector.

Functions of the Audit and Risk Committee

The principal role of the Audit and Risk Committee is to assist the Board in relation to the reporting of financial information, the review of financial controls and the management of risk. The Committee has defined terms of reference which are reviewed and re-assessed for their adequacy on at least an annual basis. The terms of reference are published on the Company's website and are available from the Company on request.

The Committee's main functions are listed below:

- to review and monitor the internal control systems and risk management systems (including review of non-financial risks) on which the Company is reliant;
- to consider whether there is a need for the Company to have its own internal audit function;
- to monitor the integrity of the half-yearly and annual financial statements of the Company by reviewing, and challenging where necessary, the actions and judgements of the Manager;
- to review, and report to the Board on, the significant financial reporting issues and judgements made in connection with the preparation of the Company's half-yearly and annual financial statements, announcements and related formal statements;
- to review the content of the Annual Report and advise the Board on whether, taken as a whole, it is fair, balanced and understandable and provides the information necessary for shareholders to assess the Company's position and performance, business model and strategy;
- to meet with the Auditor to review the proposed audit programme of work and the findings of the Auditor. The Committee shall also use this as an opportunity to assess the effectiveness of the audit process;

- to develop and implement policy on the engagement of the Auditor to supply non-audit services. Fees paid to the Auditor for non-audit services during the year were £nil. (2021: £6,000 paid to the Company's previous Auditor for a review of the Half-Yearly Financial Report). All non-audit services must be approved in advance by the Audit and Risk Committee which will review any future fees in the light of statutory requirements and the need to maintain the Auditor's independence;
- to review a statement from the abrdn Group detailing the arrangements in place within the group whereby its staff may, in confidence, escalate concerns about possible improprieties in matters of financial reporting or other matters ("whistleblowing");
- to make recommendations in relation to the re-appointment of the Auditor or appointment of a new Auditor and to approve the remuneration and terms of engagement of the Auditor; and
- to monitor and review the Auditor's independence, objectivity, effectiveness, resources and qualification.

Activities During the Year

The Audit and Risk Committee met twice during the year at which, amongst other things, it considered the Annual Report and the Half-Yearly Financial Report in detail and met with the Auditor. Representatives of the abrdn Group's internal audit, risk and compliance departments reported to the Committee at these meetings on matters such as internal control systems, risk and the conduct of the business in the context of its regulatory environment.

Internal Control

The Board confirms that there is an ongoing process for identifying, evaluating and managing the Company's significant business and operational risks, that it has been in place for the year ended 30 April 2022 and up to the date of approval of the Annual Report, and is regularly reviewed by the Board and accords with the FRC's guidance on internal controls.

The Board has overall responsibility for ensuring that there is a system of internal controls in place and a process for reviewing its effectiveness. Any system of internal control is designed to manage rather than eliminate the risk of failure to achieve business objectives and by its nature can only provide reasonable and not absolute assurance against mis-statement or loss.

Audit and Risk Committee's Report

Continued

The design, implementation and maintenance of controls and procedures to safeguard the assets of the Company and to manage its affairs properly extends to operational and compliance controls and risk management. The Board, through the Audit and Risk Committee, has prepared its own risk register which identifies potential risks relating to investment strategy and objectives; investment management; income/dividends; financial; gearing; regulatory; operational; and exogenous risks. These risks and their mitigation actions are set out in the Strategic Report on pages 25 to 27. The Board considers the potential cause and possible impact of these risks as well as reviewing the controls in place to mitigate them. A risk is rated by having a likelihood and an impact rating and the residual risk is plotted on a "heat map" and is reviewed regularly.

Clear lines of accountability have been established between the Board and the Manager. The Board receives regular reports covering key performance and risk indicators and considers control and compliance issues brought to its attention. In carrying out its review, the Board has had regard to the activities of the abrdn Group, its internal audit and compliance functions and the Auditor.

The Board has reviewed the effectiveness of the abrdn Group's system of internal control including its annual internal controls report prepared in accordance with the International Auditing and Assurance Standards Board's International Standard on Assurance Engagements ("ISAE") 3402, 'Assurance Reports on Controls at a Service Organization'. The Board has also reviewed the abrdn Group's process for identifying and evaluating the significant risks faced by the Company and the policies and procedures by which these risks are managed.

Risks are identified and documented through a risk management framework by each function within the abrdn Group's activities. Risk is considered in the context of the FRC's guidance on internal controls and includes financial, regulatory, market, operational and reputational risk. This helps the internal audit risk assessment model identify those functions for review. Any weaknesses identified are reported to the Company and timetables are agreed for implementing improvements to systems. The implementation of any remedial action required is monitored and feedback provided to the Board.

The key components designed to provide effective internal control are outlined below:

- written agreements are in place which specifically define the roles and responsibilities of the Manager and other third party service providers;
- the Board and Manager have agreed clearly defined investment criteria, specified levels of authority and exposure limits. Reports on these issues, including performance statistics and investment valuations, are regularly submitted to the Board;
- the Manager prepares forecasts and management accounts which allow the Board to assess the Company's activities and review its performance; the emphasis is on obtaining the relevant degree of assurance and not merely reporting by exception;
- as a matter of course the abrdn Group's internal audit and compliance departments continually review its operations; and
- bi-annually, the Audit and Risk Committee carries out an assessment of internal controls by considering documentation from the abrdn Group, including the internal audit and compliance functions and reports to the Board on its conclusions.

The Board has considered the need for an internal audit function. However, the Company has no employees and the day-to-day management of the Company's assets has been delegated to the abrdn Group which has its own compliance and internal control systems. The Board has therefore decided to place reliance on those systems and internal audit procedures and has concluded that it is not necessary for the Company to have its own internal audit function.

Financial Statements and Significant Issues

During its review of the Company's financial statements for the year ended 30 April 2022, the Audit and Risk Committee considered the following significant issues, in particular those communicated by the Auditor during its planning and reporting of the year end audit:

Valuation and Ownership of Investments

How the issue was addressed – The Company's investments have been valued in accordance with the accounting policy as disclosed in note 2 (b) to the financial statements. All investments are in quoted securities in active markets or in collective investment schemes, are considered to be liquid and have been categorised as Level 1 and Level 2 within the FRS 102 fair value hierarchy. The portfolio holdings and their pricing is reviewed and verified by the Manager on a regular basis and management accounts, including a full portfolio listing, are prepared for each Board meeting. During the year the Company used the services of an independent Depositary (BNP Paribas Securities Services, London Branch) to hold the assets of the Company (novated to BNP Paribas Trust Corporation UK Limited on 30 June 2022). The Depositary checks the consistency of its records with those of the Manager on a monthly basis and reports to the Board on an annual basis.

Recognition of Investment Income

How the issue was addressed – The recognition of investment income is undertaken in accordance with the accounting policy as disclosed in note 2 (c) to the financial statements. In addition, the Directors review the Company's income, revenue forecasts and dividend comparisons at each Board meeting. The Directors also review special dividends received by the Company which could be categorised as capital or revenue.

Maintenance of Investment Trust Status

How the issue was addressed – Approval of the Company as an investment trust under Sections 1158 and 1159 of the Corporation Tax Act 2010 for financial years commencing on 1 May 2012 has been obtained and ongoing compliance with the eligibility criteria is monitored on a regular basis by the Manager and reported at each Board meeting.

Appointment of New Auditor

In common with all UK listed companies, including investment companies, there has been upward pressure on audit fees over the past few years. During the year ended 30 April 2021, the Audit and Risk Committee reviewed this trend and considered the impact to the Company of the cost of the external audit and, following this review, the Committee decided to conduct a competitive tender process. The Committee invited a number of audit firms to submit proposals and, following a thorough process which involved a presentation to the Audit and Risk Committee, it was agreed to recommend

to the Board the appointment of Johnston Carmichael LLP as the Company's Auditor, in place of Ernst & Young LLP, for the year ending 30 April 2022. In reaching its decision, the Audit and Risk Committee took into account a number of factors, including the independence, skills and experience of Johnston Carmichael LLP, as well as the proposed level of audit fee.

Johnston Carmichael LLP was appointed as the Company's Auditor by shareholders at the Annual General Meeting on 1 September 2021.

In accordance with present professional guidelines the audit partner is rotated after no more than five years and the year ended 30 April 2022 is the first year for which the present partner has served.

Review of Auditor

The Audit and Risk Committee has reviewed the effectiveness of the Auditor including:

- Independence – the Auditor discusses with the Audit and Risk Committee, at least annually, the steps it takes to ensure its independence and objectivity and makes the Committee aware of any potential issues, explaining all relevant safeguards.
- Quality of audit work – including the ability to resolve issues in a timely manner (identified issues are satisfactorily and promptly resolved), its communications/presentation of outputs (the explanation of the audit plan, any deviations from it and the subsequent audit findings are comprehensive and comprehensible), and its working relationship with management (the Auditor has a constructive working relationship with the Manager).
- Quality of people and service – including continuity and succession plans (the audit team is made up of sufficient, suitably experienced staff with provision made for knowledge of the investment trust sector and retention on rotation of the audit partner).
- Fees – including current and proposed fees for future years.

The Audit and Risk Committee is satisfied that Johnston Carmichael LLP is independent and therefore supports the recommendation to the Board that the reappointment of Johnston Carmichael LLP be put to shareholders for approval at the Annual General Meeting.

Stephen Souchon

Chairman of the Audit and Risk Committee
6 July 2022

Financial Statements

An aerial photograph of a rural landscape. In the foreground, there is a large field of green crops, possibly corn, with rows of plants visible. To the left, there is a dense forest of evergreen trees. In the middle ground, there is a small cluster of buildings, including a large white barn and several smaller structures, surrounded by trees. In the background, there is a town or village with many houses and buildings, and further back, a range of mountains under a blue sky with some clouds.



The Company's share price and net asset values fell by 11.8% and 11.0% respectively on a total return basis. This compared with the benchmark MSCI All Countries Asia Pacific ex Japan Index's total return of -9.2%.

Statement of Directors' Responsibilities

The Directors are responsible for preparing the Annual Report and financial statements in accordance with applicable law and regulations. Company law requires the Directors to prepare financial statements for each financial year. Under that law the Directors are required to prepare the financial statements in accordance with UK accounting standards, including FRS 102 'The Financial Reporting Standard Applicable in the UK and Republic of Ireland'.

Under company law the Directors must not approve the financial statements unless they are satisfied that they give a true and fair view of the state of affairs of the Company and of its profit or loss for that period.

In preparing these financial statements, the Directors are required to:

- select suitable accounting policies and then apply them consistently;
- make judgements and estimates that are reasonable and prudent;
- state whether applicable UK accounting standards have been followed, subject to any material departures disclosed and explained in the financial statements;
- assess the Company's ability to continue as a going concern disclosing, as applicable, matters related to going concern; and
- use the going concern basis of accounting unless they either intend to liquidate the Company or to cease operations, or have no realistic alternative but to do so.

The Directors are responsible for keeping adequate accounting records that are sufficient to show and explain the Company's transactions and disclose with reasonable accuracy at any time the financial position of the Company and enable them to ensure that the financial statements comply with the Companies Act 2006. They are responsible for such internal control as they determine is necessary to enable the preparation of financial statements that are free from material misstatement, whether due to fraud or error, and have general responsibility for taking such steps as are reasonably open to them to safeguard the assets of the Company and to prevent and detect fraud and other irregularities.

Under applicable law and regulations, the Directors are also responsible for preparing a Strategic Report, Directors' Report, Directors' Remuneration Report and Statement of Corporate Governance that comply with that law and those regulations.

The Directors are responsible for the maintenance and integrity of the corporate and financial information included on the Company's website, but not for the content of any information included on the website that has been prepared or issued by third parties. Legislation in the UK governing the preparation and dissemination of financial statements may differ from legislation in other jurisdictions.

The Board confirms that to the best of its knowledge:

- the financial statements, prepared in accordance with the applicable set of accounting standards, give a true and fair view of the assets, liabilities, financial position and profit or loss of the Company;
- the Strategic Report and Directors' Report include a fair review of the development and performance of the business and the position of the Company, together with a description of the principal risks and uncertainties that it faces; and
- the Annual Report and financial statements taken as a whole, is fair, balanced and understandable and provides the information necessary for shareholders to assess the Company's position and performance, business model and strategy.

On behalf of the Board

Donald Workman

Chairman

6 July 2022

Independent Auditor's Report to the Members of abrdn New Dawn Investment Trust plc

Opinion

We have audited the financial statements of abrdn New Dawn Investment Trust plc ("the Company"), for the year ended 30 April 2022, which comprise the Statement of Comprehensive Income, the Statement of Financial Position, the Statement of Changes in Equity, the Statement of Cash Flows, and the related notes, including significant accounting policies. The financial reporting framework that has been applied in their preparation is applicable law and United Kingdom Accounting Standards, including Financial Reporting Standard 102 'The Financial Reporting Standard applicable in the UK and Republic of Ireland' (United Kingdom Generally Accepted Accounting Practice).

In our opinion the financial statements:

- Give a true and fair view of the state of the Company's affairs as at 30 April 2022 and of its loss for the year then ended;
- Have been properly prepared in accordance with United Kingdom Generally Accepted Accounting Practice; and
- Have been prepared in accordance with the requirements of the Companies Act 2006.

Basis for Opinion

We conducted our audit in accordance with International Standards on Auditing (UK) (ISAs (UK)) and applicable law. Our responsibilities under those standards are further described in the Auditor responsibilities for the audit of the financial statements section of our report. We are independent of the Company in accordance with the ethical requirements that are relevant to our audit of the financial statements in the UK, including the FRC's Ethical Standard, as applied to listed public interest entities, and we have fulfilled our other ethical responsibilities in accordance with these requirements. We believe that the audit evidence we have obtained is sufficient and appropriate to provide a basis for our opinion.

Our Approach to the Audit

We planned our audit by first obtaining an understanding of the Company and its environment, including its key activities delegated by the Board to relevant approved third-party service providers and the controls over provision of those services.

We conducted our audit using information maintained and provided by Aberdeen Standard Fund Managers Limited (the "Alternative Investment Fund Manager" ("AIFM")), BNP Paribas Securities Services (the "Administrator") and BNP Paribas Securities Services, London Branch (the "Custodian"), to whom the Company has delegated the provision of services.

We tailored the scope of our audit to reflect our risk assessment, taking into account such factors as the types of investments within the Company, the involvement of the Administrator, the accounting processes and controls, and the industry in which the Company operates.

The scope of our audit was influenced by our application of materiality. We set certain quantitative thresholds for materiality. These together with qualitative considerations, helped us to determine the scope of our audit and the nature, timing and extent of our audit procedures on the individual financial statement line items and disclosures and in the evaluation of the effect of misstatements, both individually and in aggregate on the financial statements as a whole.

Key Audit Matters

Key audit matters are those matters that, in our professional judgement, were of most significance in our audit of the financial statements of the current period and include the most significant assessed risks of material misstatement (whether or not due to fraud) that we identified. These matters included those which had the greatest effect on: the overall audit strategy; the allocation of resources in the audit; and directing the efforts of the engagement team. These matters were addressed in the context of our audit of the financial statements as a whole, and in forming our opinion thereon, we do not provide a separate opinion on these matters.

We summarise below the key audit matters in arriving at our audit opinion above, together with how our audit addressed these matters and the results of our audit work in relation to these matters.

Independent Auditor's Report to the Members of abrdn New Dawn Investment Trust plc

Continued

Key audit matter	How our audit addressed the key audit matter and our conclusions
<p>Valuation and ownership of investments</p> <p>(as described on page 59 in the Audit and Risk Committee's Report and as per the accounting policy 2(b) and note 10).</p> <p>The investment portfolio comprised of predominantly level 1 quoted equities, and a level 2 collective investment scheme. The valuation of the portfolio at 30 April 2022 was £373.7m (2021: £431.5m), equating to 107.7% (2021: 107.1%) of net assets.</p> <p>As this is the largest component of the Company's Statement of Financial Position and a key driver of the Company's net assets and total return, this has been designated as a key audit matter, being one of the most significant assessed risks of material misstatement due to fraud or error.</p> <p>There is a further risk that the investments held at fair value may not be actively traded and the listed prices may not be reflective of their fair value (valuation).</p> <p>Additionally, there is a risk that the Company does not have proper legal title to the investments recorded as held at year end (ownership).</p>	<p>We obtained and assessed controls reports provided by BNP Paribas Securities Services, London Branch (the "Custodian"), Aberdeen Standard Fund Managers Limited (the AIFM) and BNP Paribas Securities Services (the "Administrator") to gain an understanding of the design and implementation of key controls.</p> <p>We compared the market prices and exchange rates applied to all investments held at 30 April 2022 to an independent third-party source and recalculated the investment valuations.</p> <p>We obtained the average trading volumes from an independent third-party source for all level 1 investments and reviewed price movements post year end for the level 2 investment held at year end and assessed their liquidity.</p> <p>We agreed 100% of the investments held to an independently obtained custodian report.</p> <p>From our completion of these procedures, we identified no material misstatements in relation to the valuation and ownership of the investments.</p>
<p>Revenue recognition including the allocation of special dividends as revenue and capital returns</p> <p>(as described on page 59 in the Audit and Risk Committee's Report and as per the accounting policy 2(c) and note 3).</p> <p>Investment income recognised in the year was £6.7m (2021: £7.6m) consisting primarily of dividend income from level 1 quoted equities.</p> <p>Revenue-based performance metrics are often one of the key performance indicators for stakeholders. The investment income received by the Company during the year directly impacts these metrics and the minimum dividend required to be paid by the Company. There is a risk that revenue is incomplete or inaccurate through failure to recognise income entitlements or failure to appropriately account for their treatment. It has therefore been designated as a key audit matter being one of the most significant assessed risks of material misstatement due to fraud or error.</p> <p>Additionally, judgement is required in determining the allocation of special dividends as revenue or capital returns in the Statement of Comprehensive Income.</p>	<p>We obtained and assessed controls reports provided by BNP Paribas Securities Services (the "Administrator") to gain an understanding of the design and implementation of key controls.</p> <p>We confirmed that income was recognised and disclosed in accordance with the AIC SORP by assessing the accounting policies.</p> <p>We recalculated 100% of income due to the Company based on investment holdings throughout the year and announcements made by investee companies.</p> <p>We agreed a sample of dividends received to bank statements.</p> <p>We assessed the completeness of the special dividend population and determined whether special dividends recognised were revenue or capital in nature with reference to the underlying circumstances of the investee companies' dividend payments.</p> <p>From our completion of these procedures, we identified no material misstatements in relation to revenue recognition, including allocation of special dividends as revenue or capital returns.</p>

Our Application of Materiality

We define materiality as the magnitude of misstatement in the financial statements that makes it probable that the economic decisions of a reasonably knowledgeable person would be changed or influenced. We use materiality in determining the nature and extent of our work and in evaluating the results of that work.

Materiality measure	Value
<p>Materiality for the financial statements as a whole – we have set materiality as 1% of net assets as we believe that net assets is the primary performance measure used by investors and is the key driver of shareholder value. It is also the standard industry benchmark for materiality for investment trusts and we determined the measurement percentage to be commensurate with the risk and complexity of the audit and the Company's listed status.</p>	£3,469,520
<p>Performance materiality – performance materiality represents amounts set by the auditor at less than materiality for the financial statements as a whole, to reduce to an appropriately low level the probability that the aggregate of uncorrected and undetected misstatements exceeds materiality for the financial statements as a whole.</p> <p>In setting this we consider the Company's overall control environment, and any experience of the audit that indicates a lower risk of material misstatements. Based on our judgement of these factors, we have set performance materiality at 50% of our overall financial statement materiality as this is our first year as auditor.</p>	£1,734,760
<p>Specific materiality – recognising that there are transactions and balances of a lesser amount which could influence the understanding of users of the financial statements we calculate a lower level of materiality for testing such areas.</p> <p>Specifically, given the importance of the distinction between revenue and capital for the Company, we applied a separate testing threshold for the revenue column of the Statement of Comprehensive Income set at the higher of 5% of the revenue return before taxation and our Audit and Risk Committee Reporting Threshold.</p> <p>We have also set a separate specific materiality in respect of related party transactions and Directors' remuneration.</p> <p>We used our judgement in setting these thresholds and considered our experience and industry benchmarks for specific materiality.</p>	£218,550
<p>Audit and Risk Committee reporting threshold – we agreed with the Audit and Risk Committee that we would report to them all differences in excess of 5% of overall materiality in addition to other identified misstatements that warranted reporting on qualitative grounds, in our view. For example, an immaterial misstatement as a result of fraud.</p>	£173,476

During the course of the audit, we reassessed initial materiality and found no reason to alter the basis of calculation used at year-end.

Independent Auditor's Report to the Members of abrdn New Dawn Investment Trust plc

Continued

Conclusions Relating to Going Concern

In auditing the financial statements, we have concluded that the Directors' use of the going concern basis of accounting in the preparation of the financial statements is appropriate. Our evaluation of the Directors' assessment of the Company's ability to continue to adopt the going concern basis of accounting included:

- Evaluating management's method of assessing going concern, including consideration of market conditions and uncertainties such as COVID-19;
- Assessing and challenging the forecast cashflows and associated sensitivity modelling including assessment of the bank loans and covenants, used by the Directors in support of their going concern assessment;
- Obtaining and recalculating management's assessment of the Company's ongoing maintenance of investment trust status;
- Evaluating management's assessment of the business continuity plans of the Company's main service providers; and
- Assessing the adequacy of the Company's going concern disclosures included in the Annual Report.

Based on the work we have performed, we have not identified any material uncertainties relating to events or conditions that, individually or collectively, may cast significant doubt on the Company's ability to continue as a going concern for a period of at least twelve months from when the financial statements are authorised for issue.

In relation to the Company's reporting on how it has applied the UK Corporate Governance Code, we have nothing material to add or draw attention to in relation to the Directors' statement in the financial statements about whether the Directors considered it appropriate to adopt the going concern basis of accounting.

Our responsibilities and the responsibilities of the Directors with respect to going concern are described in the relevant sections of this report.

Other Information

The other information comprises the information included in the Annual Report other than the financial statements and our auditor's report thereon. The Directors are responsible for the other information contained within the Annual Report. Our opinion on the financial statements does not cover the other information and, except to the extent otherwise explicitly stated in our report, we do not express any form of assurance conclusion thereon.

Our responsibility is to read the other information and, in doing so, consider whether the other information is materially inconsistent with the financial statements or our knowledge obtained in the course of the audit, or otherwise appears to be materially misstated. If we identify such material inconsistencies or apparent material misstatements, we are required to determine whether this gives rise to a material misstatement in the financial statements themselves. If, based on the work we have performed, we conclude that there is a material misstatement of this other information, we are required to report that fact.

We have nothing to report in this regard.

Opinions on Other Matters Prescribed by the Companies Act 2006

In our opinion, the part of the Directors' Remuneration Report to be audited has been properly prepared in accordance with the Companies Act 2006.

In our opinion, based on the work undertaken in the course of the audit:

- The information given in the Strategic Report and the Directors' Report for the financial year for which the financial statements are prepared is consistent with the financial statements; and
- The Strategic Report and the Directors' Report have been prepared in accordance with applicable legal requirements.

Matters on Which we are Required to Report by Exception

In the light of the knowledge and understanding of the Company and its environment obtained in the course of the audit, we have not identified material misstatements in the Strategic Report or the Directors' Report.

We have nothing to report in respect of the following matters in relation to which the Companies Act 2006 requires us to report to you if, in our opinion:

- Adequate accounting records have not been kept by the Company, or returns adequate for our audit have not been received from branches not visited by us; or
- The financial statements and the part of the Directors' Remuneration Report to be audited are not in agreement with the accounting records and returns; or
- Certain disclosures of Directors' remuneration specified by law are not made; or
- We have not received all the information and explanations we require for our audit; or
- A corporate governance statement has not been prepared by the Company.

Corporate Governance Statement

We have reviewed the Directors' Statement in relation to going concern, longer-term viability and that part of the Corporate Governance Statement relating to the entity's compliance with the provisions of the UK Corporate Governance Code specified for our review by the Listing Rules.

Based on the work undertaken as part of our audit, we have concluded that each of the following elements of the Corporate Governance Statement is materially consistent with the financial statements or our knowledge obtained during the audit:

- The Directors' statement with regards to the appropriateness of adopting the going concern basis of accounting and any material uncertainties identified set out on page 49;
- The Directors' explanation as to its assessment of the Company's prospects, the period this assessment covers and why the period is appropriate set out on page 15;
- The Directors' statement on whether it has a reasonable expectation that the Company will be able to continue in operation and meets its liabilities set out on page 49;
- The Directors' statement on fair, balanced and understandable set out on page 62;

- The Board's confirmation that it has carried out a robust assessment of the emerging and principal risks set out on page 25;
- The section of the annual report that describes the review of the effectiveness of risk management and internal control systems set out on pages 57 and 58; and
- The section describing the work of the Audit and Risk Committee set out on pages 57 to 59.

Responsibilities of Directors

As explained more fully in the Statement of Directors' Responsibilities set out on page 62, the Directors are responsible for the preparation of the financial statements and for being satisfied that they give a true and fair view, and for such internal control as the Directors determine is necessary to enable the preparation of financial statements that are free from material misstatement, whether due to fraud or error. In preparing the financial statements, the Directors are responsible for assessing the Company's ability to continue as a going concern, disclosing, as applicable, matters related to going concern and using the going concern basis of accounting unless the Directors either intend to liquidate the Company or to cease operations, or have no realistic alternative but to do so.

Auditor Responsibilities for the Audit of the Financial Statements

Our objectives are to obtain reasonable assurance about whether the financial statements as a whole are free from material misstatement, whether due to fraud or error, and to issue an auditor's report that includes our opinion. Reasonable assurance is a high level of assurance but is not a guarantee that an audit conducted in accordance with ISAs (UK) will always detect a material misstatement when it exists. Misstatements can arise from fraud or error and are considered material if, individually or in the aggregate, they could reasonably be expected to influence the economic decisions of users taken on the basis of these financial statements.

A further description of our responsibilities for the audit of the financial statements is located on the Financial Reporting Council's website at:

<http://www.frc.org.uk/auditorsresponsibilities>. This description forms part of our auditor's report.

Independent Auditor's Report to the Members of abrdn New Dawn Investment Trust plc

Continued

Extent the Audit was Considered Capable of Detecting Irregularities, Including Fraud

Irregularities, including fraud, are instances of non-compliance with laws and regulations. We design procedures in line with our responsibilities, outlined above, to detect material misstatements in respect of irregularities, including fraud. The extent to which our procedures are capable of detecting irregularities, including fraud is detailed below.

We assessed whether the engagement team collectively had the appropriate competence and capabilities to identify or recognise non-compliance with laws and regulations by considering their experience, past performance and support available.

All engagement team members were briefed on relevant identified laws and regulations and potential fraud risks at the planning stage of the audit. Engagement team members were reminded to remain alert to any indications of fraud or non-compliance with laws and regulations throughout the audit.

We obtained an understanding of the legal and regulatory frameworks that are applicable to the Company and the sector in which it operates, focusing on those provisions that had a direct effect on the determination of material amounts and disclosures in the financial statements. The most relevant frameworks we identified include:

- Companies Act 2006;
- FCA listing and DTR rules;
- The principles of the UK Corporate Governance Code applied by the AIC Code of Corporate Governance (the "AIC Code");
- Industry practice represented by the Statement of Recommended Practice: Financial Statements of Investment Trust Companies and Venture Capital Trusts ("the SORP") issued in November 2014, and updated in April 2021 with consequential amendments;
- Financial Reporting Standard 102; and
- The Company's qualification as an investment trust under section 1158 of the Corporation Tax Act 2010.

We gained an understanding of how the Company is complying with these laws and regulations by making enquiries of management and those charged with governance. We corroborated these enquiries through our review of relevant correspondence with regulatory bodies and board meeting minutes.

We assessed the susceptibility of the Company's financial statements to material misstatement, including how fraud might occur, by meeting with management and those charged with governance to understand where it was considered there was susceptibility to fraud. This evaluation also considered how management and those charged with governance were remunerated and whether this provided an incentive for fraudulent activity. We considered the overall control environment and how management and those charged with governance oversee the implementation and operation of controls. We identified a heightened fraud risk in relation to the valuation and ownership of investments and the allocation of special dividends. Audit procedures performed in response to these risks are set out in the section on key audit matters above.

In addition to the above, the following procedures were performed to provide reasonable assurance that the financial statements were free of material fraud or error:

- Completion of appropriate checklists and use of our experience to assess the Company's compliance with the Companies Act 2006 and the Listing Rules;
- Testing of accounting journals and other adjustments for appropriateness;
- Assessing judgements and estimates made by management for bias; and
- Agreement of the financial statement disclosures to supporting documentation.

Our audit procedures were designed to respond to the risk of material misstatements in the financial statements, recognising that the risk of not detecting a material misstatement due to fraud is higher than the risk of not detecting one resulting from error, as fraud may involve intentional concealment, forgery, collusion, omission or misrepresentation. There are inherent limitations in the audit procedures described above and the further removed non-compliance with laws and regulations is from the events and transactions reflected in the financial statements, the less likely we would become aware of it.

Other Matters Which we are Required to Address

Following the recommendation of the Audit and Risk Committee, we were appointed by the Board at the Annual General Meeting on 1 September 2021 to audit the financial statements for the year ended 30 April 2022 and subsequent financial periods. The period of our total uninterrupted engagement is one year, being the year ended 30 April 2022.

The non-audit services prohibited by the FRC's Ethical Standard were not provided to the Company and we remain independent of the Company in conducting our audit.

Our audit opinion is consistent with the additional report to the Audit and Risk Committee.

Use of our Report

This report is made solely to the Company's members, as a body, in accordance with Chapter 3 of Part 16 of the Companies Act 2006. Our audit work has been undertaken so that we might state to the Company's members those matters we are required to state to them in an auditor's report and for no other purpose. To the fullest extent permitted by law, we do not accept or assume responsibility to anyone other than the Company and the Company's members as a body, for our audit work, for this report, or for the opinions we have formed.

David Holmes (Senior Statutory Auditor)

For and on behalf of Johnston Carmichael LLP
Statutory Auditor
Edinburgh, United Kingdom
6 July 2022

Statement of Comprehensive Income

	Notes	Year ended 30 April 2022			Year ended 30 April 2021		
		Revenue £'000	Capital £'000	Total £'000	Revenue £'000	Capital £'000	Total £'000
(Losses)/gains on investments	10	-	(46,172)	(46,172)	-	119,702	119,702
Income	3	6,670	-	6,670	7,558	-	7,558
Management fee	4	(1,170)	(1,170)	(2,340)	(1,196)	(1,196)	(2,392)
Administrative expenses	5	(723)	-	(723)	(754)	-	(754)
Exchange (losses)/gains		-	(640)	(640)	-	154	154
Net return before finance costs and taxation		4,777	(47,982)	(43,205)	5,608	118,660	124,268
Finance costs	6	(406)	(406)	(812)	(343)	(343)	(686)
Return before taxation		4,371	(48,388)	(44,017)	5,265	118,317	123,582
Taxation	7	(366)	-	(366)	(621)	-	(621)
Return after taxation		4,005	(48,388)	(44,383)	4,644	118,317	122,961
Return per Ordinary share (pence)	9	3.71	(44.81)	(41.10)	4.24	107.94	112.18

The total column of this statement represents the profit and loss account of the Company.

The Company does not have any income or expense that is not included in "Return after taxation" and therefore this represents the "Total comprehensive income for the year".

All revenue and capital items are derived from continuing operations.

The accompanying notes are an integral part of the financial statements.

Statement of Financial Position

	Notes	As at 30 April 2022 £'000	As at 30 April 2021 £'000
Fixed assets			
Investments at fair value through profit or loss	10	373,697	431,486
Current assets			
Debtors	11	1,907	3,418
Cash and short-term deposits		7,824	2,364
		9,731	5,782
Creditors: amounts falling due within one year	12		
Loans		(13,504)	(12,731)
Other creditors		(2,994)	(1,567)
		(16,498)	(14,298)
Net current liabilities		(6,767)	(8,516)
Total assets less current liabilities		366,930	422,970
Non-current creditors	12		
Loans		(19,978)	(19,965)
Net assets		346,952	403,005
Share capital and reserves			
Share capital	13	5,855	5,855
Share premium account		17,955	17,955
Capital redemption reserve		10,699	10,699
Capital reserve	14	299,738	355,134
Revenue reserve		12,705	13,362
Equity shareholders' funds		346,952	403,005
Net asset value per Ordinary share (pence)	15	325.17	369.97

The financial statements were approved by the Board of Directors and authorised for issue on 6 July 2022 and were signed on its behalf by:

Donald Workman
Chairman

The accompanying notes are an integral part of the financial statements.

Statement of Changes in Equity

For the year ended 30 April 2022

	Notes	Share capital £'000	Share premium account £'000	Capital redemption reserve £'000	Capital reserve £'000	Revenue reserve £'000	Total £'000
Balance at 30 April 2021		5,855	17,955	10,699	355,134	13,362	403,005
Buy back of Ordinary shares for treasury		-	-	-	(7,008)	-	(7,008)
Return after taxation		-	-	-	(48,388)	4,005	(44,383)
Dividends paid	8	-	-	-	-	(4,662)	(4,662)
Balance at 30 April 2022		5,855	17,955	10,699	299,738	12,705	346,952

For the year ended 30 April 2021

		Share capital £'000	Share premium account £'000	Capital redemption reserve £'000	Capital reserve £'000	Revenue reserve £'000	Total £'000
Balance at 30 April 2020		6,011	17,955	10,543	241,342	13,434	289,285
Buy back of Ordinary shares for treasury		-	-	-	(4,525)	-	(4,525)
Cancellation of Ordinary shares held in treasury		(156)	-	156	-	-	-
Return after taxation		-	-	-	118,317	4,644	122,961
Dividends paid	8	-	-	-	-	(4,716)	(4,716)
Balance at 30 April 2021		5,855	17,955	10,699	355,134	13,362	403,005

The revenue reserve represents the amount of the Company's reserves distributable by way of dividend.

The accompanying notes are an integral part of the financial statements.

Statement of Cash Flows

	Notes	Year ended 30 April 2022 £'000	Year ended 30 April 2021 £'000
Operating activities			
Net return before finance costs and taxation		(43,205)	124,268
Adjustment for:			
Losses/(gains) on investments		46,172	(119,702)
Currency losses/(gains)		640	(154)
Dividend income		(6,667)	(7,558)
Dividend income received		7,112	7,404
Interest income		(3)	-
Interest income received		2	-
Increase in other debtors		(9)	-
(Decrease)/increase in other creditors		(30)	118
Stock dividends included in investment income		(152)	(271)
Overseas withholding tax		(484)	(714)
Net cash flow from operating activities		3,376	3,391
Investing activities			
Purchases of investments		(81,473)	(100,747)
Sales of investments		95,767	106,804
Net cash from investing activities		14,294	6,057
Financing activities			
Equity dividends paid	8	(4,662)	(4,716)
Interest paid		(799)	(682)
Buy back of Ordinary shares for treasury		(6,882)	(4,525)
Loan repayment		-	(6,483)
Loan drawdown		-	5,970
Net cash used in financing activities		(12,343)	(10,436)
Increase/(decrease) in cash		5,327	(988)
Analysis of changes in cash during the year			
Opening balance		2,364	3,647
Effect of exchange rate fluctuations on cash held		133	(295)
Increase/(decrease) in cash as above		5,327	(988)
Closing balances		7,824	2,364

The accompanying notes are an integral part of the financial statements.

Notes to the Financial Statements

For the year ended 30 April 2022

1. Principal activity

The Company is a closed-end investment company, registered in England & Wales No 02377879, with its Ordinary shares being listed on the London Stock Exchange.

2. Accounting policies

- (a) **Basis of accounting.** The financial statements have been prepared in accordance with Financial Reporting Standard 102 and with the Statement of Recommended Practice 'Financial Statements of Investment Trust Companies and Venture Capital Trusts' (the "SORP") issued in April 2021. The financial statements are prepared in Sterling which is the functional currency of the Company and rounded to the nearest £'000. They have also been prepared on the assumption that approval as an investment trust will continue to be granted by HMRC.

The Company's assets consist substantially of equity shares in companies listed on recognised stock exchanges and in most circumstances, including in the current market environment, are realisable within a short timescale. The Board regularly reviews income and expenditure projections and has set limits for borrowing and reviews compliance with banking covenants, including the headroom available. In considering the going concern basis of accounting, the Directors have also taken into account the potential requirement of the Board to propose a resolution to approve the continuation of the Company at future Annual General Meetings. As explained on page 15, this is dependent upon the level of discount in the 90 days preceding the Company's financial year end and there is no requirement for such a resolution to be proposed at the forthcoming Annual General Meeting. Having taking these factors into account, the Directors believe that, after making enquiries, the Company has adequate resources to continue in operational existence for the foreseeable future and has the ability to meet its financial obligations as they fall due for the period to 31 July 2023, which is at least twelve months from the date of approval of this Report. Accordingly, they continue to adopt the going concern basis of accounting in preparing the financial statements.

The Company's investments and borrowings are made in a number of currencies, however the Board considers the Company's functional currency to be Sterling. In arriving at this conclusion, the Board considered that the shares of the Company are listed on the London Stock Exchange, it is regulated in the United Kingdom, principally having its shareholder base in the United Kingdom, pays dividends and expenses in Sterling. Consequently, the Board also considers the Company's presentational currency to be Sterling. At the year end, the Company's borrowing facilities amounted to £40 million, comprising a fixed rate loan of £20 million, which matures in December 2023, and a £20 million multi-currency revolving loan facility maturing in June 2024.

Significant accounting judgements, estimates and assumptions. The preparation of financial statements requires the consideration of certain significant accounting judgements, estimates and assumptions when management may need to exercise its judgement in the process of applying the accounting policies and these are continually evaluated. The Directors do not consider there to be any significant estimates within the financial statements.

- (b) **Valuation of investments.** The Company has chosen to apply the recognition and measurement provisions of IAS 39 Financial Instruments: Recognition and Measurement and investments have been designated upon initial recognition at fair value through profit or loss. This is done because all investments are considered to form part of a group of financial assets which is evaluated on a fair value basis, in accordance with the Company's documented investment strategy, and information about the grouping is provided internally on that basis. Listed investments have been measured upon initial recognition as fair value through profit or loss. Investments are recognised and de-recognised on the trade date at cost. Subsequent to initial recognition, investments are valued at fair value which for listed investments is deemed to be bid market prices. The fair value of the Company's investments in collective investment schemes has been determined by reference to their quoted net asset values. Gains and losses arising from changes in fair value are included as a capital item in the Statement of Comprehensive Income and are ultimately recognised in the capital reserve.

(c) **Income.** Dividends, including taxes deducted at source, are included in revenue by reference to the date on which the investment is quoted ex-dividend. Special dividends are reviewed on a case-by-case basis and are credited to capital, if circumstances dictate. Dividends receivable on equity shares where no ex-dividend date is quoted are brought into account when the Company's right to receive payment is established. Other returns on non-equity shares are recognised when the right to return is established. Where the Company has elected to receive its dividends in the form of additional shares rather than cash, the amount of the cash dividend is recognised as revenue. Any excess in the value of the shares received over the amount of the cash dividend is recognised as capital. Interest receivable on bank balances is dealt with on an accruals basis.

(d) **Expenses.** All expenses are accounted for on an accruals basis. Expenses are charged through the revenue column of the Statement of Comprehensive Income except as follows:

- expenses directly relating to the acquisition or disposal of an investment, which are charged to the capital column of the Statement of Comprehensive Income and are separately identified and disclosed in note 10; and

- the Company charges 50% of investment management fees and finance costs to the capital column of the Statement of Comprehensive Income, in accordance with the Board's expected long term return in the form of capital gains and income respectively from the investment portfolio of the Company.

(e) **Taxation.** The tax payable is based on the taxable profit for the year. Taxable profit differs from net profit as reported in the Statement of Comprehensive Income because it excludes items of income or expenditure that are taxable or deductible in other years and it further excludes items that are never taxable or deductible (see note 7 for a more detailed explanation).

Deferred taxation is provided on all timing differences, that have originated but not reversed at the Statement of Financial Position date, where transactions or events that result in an obligation to pay more or a right to pay less tax in future have occurred at the Statement of Financial Position date, measured on an undiscounted basis and based on enacted tax rates. This is subject to deferred tax assets only being recognised if it is considered more likely than not that there will be suitable profits from which the future reversal of the underlying timing differences can be deducted. Timing differences are differences arising between the Company's taxable profits and its results as stated in the accounts which are capable of reversal in one or more subsequent periods. Due to the Company's status as an investment trust company, and the intention to continue to meet the conditions required to obtain approval for the foreseeable future, the Company has not provided deferred tax on any capital gains and losses arising on the revaluation or disposal of investments.

(f) **Foreign currencies.** Assets and liabilities in foreign currencies are translated at the rates of exchange ruling on the Statement of Financial Position date. Transactions involving foreign currencies are converted at the rate ruling on the date of the transaction. Gains and losses on the realisation of foreign currencies are recognised in the Statement of Comprehensive Income as capital or revenue, depending upon their nature.

(g) **Dividends payable.** Final dividends are recognised from the date on which they are declared and approved by shareholders. Interim dividends are recognised when paid.

(h) **Nature and purpose of reserves**

Called up share capital. The Ordinary share capital on the Statement of Financial Position relates to the number of shares in issue and in treasury. Only when the shares are cancelled, either from treasury or directly, is a transfer made to the capital redemption reserve.

Notes to the Financial Statements

Continued

Share premium account. The balance classified as share premium includes the premium above nominal value from the proceeds on issue of any equity share capital comprising Ordinary shares of 5p. This is not a distributable reserve.

Capital redemption reserve. The capital redemption reserve is used to record the amount equivalent to the nominal value of any of the Company's own shares purchased and cancelled in order to maintain the Company's capital. This is not a distributable reserve.

Capital reserve. Gains or losses on disposal of investments and changes in fair values of investments are transferred to the capital reserve. The capital element of the management fee and relevant finance costs are charged to this reserve. Any associated tax relief is also credited to this reserve. The costs of share buybacks to be held in treasury have also been deducted from this reserve.

Revenue reserve. This reserve reflects all income and costs which are recognised in the revenue column of the Statement of Comprehensive Income. The revenue is distributable, including by way of dividend.

- (i) **Borrowings.** Bank loans are initially recognised at cost, being the fair value of the consideration received, net of any issue expenses. Subsequently, they are measured at amortised cost using the effective interest method. Finance charges are accounted for on an accruals basis using the effective interest rate method and are charged 50% to revenue and 50% to capital.

3. Income

	2022 £'000	2021 £'000
Income from investments		
UK dividend income	1,973	918
Overseas dividends	4,542	6,369
Stock dividends	152	271
	6,667	7,558
Other income		
Deposit interest	3	–
Total income	6,670	7,558

4. Management fee

	2022			2021		
	Revenue £'000	Capital £'000	Total £'000	Revenue £'000	Capital £'000	Total £'000
Management fee	1,170	1,170	2,340	1,196	1,196	2,392

Management services are provided by Aberdeen Standard Fund Managers Limited ("ASFML").

The management fee is payable monthly in arrears based on an annual rate of 0.85% of the net asset value of the Company valued monthly, with the following provisions for commonly managed funds:

- the Company's investments in Aberdeen Standard SICAV - Indian Equity Fund, abrdn Asia Focus PLC and Aberdeen New India Investment Trust PLC are excluded from the calculation of the investment management fee. The total value of such commonly managed funds, on a bid price basis (basis on which management fee is calculated), at the year end was £59,390,000 (2021 - bid basis - £52,630,000).

- the Company receives a rebate from the Manager for the amount of fees in excess of 0.85% of net assets charged by the Manager for any commonly managed fund.

The balance due to ASFML at the year end, net of any rebates, was £344,000 (2021 - £432,000).

The agreement is terminable by either party on not less than twelve months' notice to the other. In the event of termination by the Company on less than the agreed notice period, compensation is payable to the Manager in lieu of the unexpired notice period.

5. Administrative expenses

	2022 £'000	2021 £'000
Promotional activities	177	161
Directors' fees	122	129
Safe custody fees	129	134
Depositary fees	39	42
Auditor's remuneration:		
- fees payable for the audit of the Company's annual financial statements	29	23
- fees payable for the review of the Company's half yearly financial statements	-	6
Registrar's fees	67	45
Legal and professional fees	28	87
Other expenses	132	127
	723	754

The Company has an agreement with ASFML for the provision of promotional activities. The total fees payable during the year

Notes to the Financial Statements

Continued

were £177,000 (2021 – £161,000) and the sum due to ASFML at the year end was £65,000 (2021 – £56,000).

The Company does not have any employees and no pension contributions were made in respect of any of the Directors.

With the exception of Auditor's remuneration, all of the expenses above include irrecoverable VAT where applicable.

6. Finance costs

	2022			2021		
	Revenue £'000	Capital £'000	Total £'000	Revenue £'000	Capital £'000	Total £'000
Bank loans and overdraft interest	406	406	812	343	343	686

7. Taxation

	2022			2021		
	Revenue £'000	Capital £'000	Total £'000	Revenue £'000	Capital £'000	Total £'000
(a) Analysis of charge for the year						
Overseas tax	444	-	444	712	-	712
Overseas tax reclaimable	(78)	-	(78)	(91)	-	(91)
Total tax charge for the year	366	-	366	621	-	621

- (b) **Factors affecting the tax charge for the year.** The UK corporation tax rate is 19% (2021 – 19%). The tax assessed for the year is higher (2021 – lower) than the standard rate of corporation tax in the UK. The differences are explained below:

	2022			2021		
	Revenue £'000	Capital £'000	Total £'000	Revenue £'000	Capital £'000	Total £'000
Net return before taxation	4,371	(48,388)	(44,017)	5,265	118,317	123,582
Corporation tax at standard rate of 19% (2021 – 19%)	830	(9,194)	(8,364)	1,000	22,480	23,480
Effects of:						-
Non-taxable UK dividend income	(375)	-	(375)	(174)	-	(174)
Non-taxable overseas dividends	(892)	-	(892)	(1,262)	-	(1,262)
Overseas tax suffered	366	-	366	621	-	621
Expenses not deductible for tax purposes	4	-	4	2	-	2
Surplus management expenses and loan relationship deficits not relieved	433	299	732	434	292	726
Non-taxable exchange losses/(gains)	-	122	122	-	(29)	(29)
Non-deductible losses/(non-taxable gains)	-	8,773	8,773	-	(22,743)	(22,743)
Total tax charge	366	-	366	621	-	621

- (c) **Provision for deferred taxation.** No provision for deferred taxation has been made in the current year or in the prior year. At 30 April 2022 the Company had surplus management expenses and loan relationship debits with a tax value of £9,522,000 (2021 – £6,494,000) in respect of which a deferred tax asset has not been recognised. This is because the Company is not expected to generate taxable income in a future period in excess of the deductible expenses of that future period and, accordingly, it is unlikely that the Company will be able to reduce future tax liabilities through the use of existing surplus expenses.

8. Dividends

	2022 £'000	2021 £'000
Amounts recognised as distributions to equity holders in the period:		
Final dividend for 2021 – 3.3p (2020 – 3.3p)	3,587	3,623
Interim dividend for 2022 – 1.0p (2021 – 1.0p)	1,075	1,093
	4,662	4,716

Notes to the Financial Statements

Continued

The proposed final dividend in respect of the year ended 30 April 2022 is subject to approval by shareholders at the Annual General Meeting and has not been included as a liability in these financial statements.

The table below sets out the proposed final dividend, together with the interim dividend paid, in respect of the financial year, which is the basis on which the requirements of Section 1158 of the Corporation Tax Act 2010 are considered. The revenue available for distribution by way of dividend for the year is £4,005,000 (2021 – £4,644,000).

	2022 £'000	2021 £'000
Interim dividend for 2022 – 1.0p (2021 – 1.0p)	1,075	1,093
Proposed final dividend for 2022 – 3.3p (2021 – 3.3p)	3,511	3,591
	4,586	4,684

Subsequent to the year end the Company has purchased for treasury a further 308,000 Ordinary shares. Therefore the amounts reflected above for the cost of the proposed final dividend for 2022 are based on 106,389,348 Ordinary shares, being the number of Ordinary shares in issue excluding those held in treasury at the date of this Report.

9. Return per Ordinary share

	2022		2021	
	£'000	p	£'000	p
Revenue return	4,005	3.71	4,644	4.24
Capital return	(48,388)	(44.81)	118,317	107.94
Total return	(44,383)	(41.10)	122,961	112.18
Weighted average number of Ordinary shares in issue^A	107,976,263		109,608,345	

^A Calculated excluding shares held in treasury.

10. Investments at fair value through profit or loss

	2022 £'000	2021 £'000
Opening book cost	243,269	208,338
Opening investment holding gains	188,217	110,549
Opening fair value	431,486	318,887
Analysis of transactions made during the year		
Purchases at cost	82,957	101,650
Sales proceeds received	(94,574)	(108,753)
(Losses)/gains on investments	(46,172)	119,702
Closing fair value	373,697	431,486
Closing book cost	253,386	243,269
Closing investment gains	120,311	188,217
Closing fair value	373,697	431,486
	2022 £'000	2021 £'000
Investments listed on an overseas investment exchange	340,908	402,340
Investments listed on the UK investment exchange	32,789	29,146
	373,697	431,486

The Company received £94,574,000 (2021 - £108,753,000) from investments sold in the period. The book cost of these investments when they were purchased was £72,840,000 (2021 - £66,719,000). These investments have been revalued over time and until they were sold any unrealised gains/(losses) were included in the fair value of the investments.

Transaction costs. During the year expenses were incurred in acquiring or disposing of investments classified as fair value through profit or loss. These have been expensed through capital and are included within (losses)/gains on investments in the Statement of Comprehensive Income. The total costs were as follows:

	2022 £'000	2021 £'000
Purchases	91	126
Sales	140	110
	231	236

The above transaction costs are calculated in line with the AIC SORP. The transaction costs in the Company's Key Information

Notes to the Financial Statements

Continued

Document are calculated on a different basis and in line with the PRIIPs regulations.

11. Debtors

	2022 £'000	2021 £'000
Prepayments and accrued income	308	724
Amounts due from brokers	1,141	2,334
Other loans and receivables	458	360
	1,907	3,418

12. Creditors

Amounts falling due within one year:	2022	2021
a) Loans	£'000	£'000
Foreign currency loans	8,504	7,731
Sterling loan	5,000	5,000
	13,504	12,731
	2022	2021
b) Other	£'000	£'000
Amounts due to brokers	2,363	905
Other creditors	631	662
	2,994	1,567
	2022	2021
Non-current creditors:	£'000	£'000
Sterling loan	19,978	19,965

At the year end the Company had drawn down HK\$21,000,000 (2021 – HK\$21,00,000), equivalent to £2,132,000 (2021 – £1,953,000), with a maturity date of 25 May 2022 (2021 – 21 May 2021), US\$8,000,000 (2021 – US\$8,000,000), equivalent to £6,372,000 (2021 – £5,778,000), with a maturity date of 25 May 2022 (2021 – 21 May 2021) and £5,000,000 (2021 – £5,000,000), with a maturity date of 25 May 2022 (2021 – 7 May 2021), and a fixed rate bank loan of £20,000,000 (2021 – £20,000,000), under the £40,000,000 multi-currency credit facility with The Royal Bank of Scotland International Limited at interest rates of 1.58839%, 2.06786%, 2.0905% and 2.626% (2021 – 1.04122%, 1.05485%, 0.997% and 2.626%) respectively.

As of the latest date prior to the signing of this Report the HK\$21,000,000 loan had been drawn down to 25 July 2022 at an interest rate of 2.10625%, the US\$8,000,000 loan had been drawn down to 25 July 2022 at an interest rate of 3.03271% and the £5,000,000 loan had been drawn down to 25 July 2022 at an estimated interest rate of 2.30371%.

The terms of the bank loan with The Royal Bank of Scotland International Limited state that:

- the net tangible assets of the Company must be not less than £125 million at all times;
- the ratio of gross borrowings to adjusted assets must be less than 25% at all times (adjusted assets are total gross assets less (i) the value of any unlisted investment; (ii) the value in excess of 10% of total gross assets invested in the largest single security or asset; (iii) the value of any single security or asset (other than the largest security or asset referred to above) exceeds 5% of gross assets; (iv) the value in excess of 60% of total gross assets invested in the top twenty largest investments; (v) the extent to which the value of securities in collective investment schemes exceeds 30% of gross assets; and (vi) the extent to which the aggregated value of securities or assets in countries with a Standard and Poor's foreign sovereign debt rating lower than BBB exceeds 30% of gross assets.); and
- the facility, under which the loans are made, is split into two tranches, a £20,000,000 fixed rate facility which will expire on 14 December 2023 and a £20,000,000 revolving credit facility which will expire on 28 June 2024.

The Company has met all financial covenants throughout the period and up to the date of this Report.

13. Share capital

	2022 £'000	2021 £'000
Allotted, called up and fully paid:		
106,697,348 (2021 - 108,929,348) Ordinary shares of 5p each	5,335	5,447
Held in treasury:		
10,401,701 (2021 - 8,169,701) Ordinary shares of 5p each	520	408
	5,855	5,855

During the year 2,232,000 (2021 - 1,642,000) Ordinary shares of 5p each were repurchased by the Company at a total cost, including transaction costs, of £7,008,000 (2021 - £4,525,000). All of the shares were placed in treasury. On 30 April 2021 3,130,400 Ordinary shares held in treasury were cancelled. Shares held in treasury represent 8.9% (2021 - 7.0%) of the Company's total issued share capital of 117,099,049 Ordinary shares of 5p each at 30 April 2022. Shares held in treasury do not carry a right to receive dividends.

Subsequent to the year end the Company bought back for treasury a further 308,000 Ordinary shares for a total consideration of £870,000.

Notes to the Financial Statements

Continued

14. Capital reserve

	2022 £'000	2021 £'000
At 1 May 2021	355,134	241,342
Movement in fair value gains	(46,172)	119,702
Foreign exchange movement	(640)	154
Buy back of Ordinary shares for treasury	(7,008)	(4,525)
Expenses allocated to capital	(1,576)	(1,539)
At 30 April 2022	299,738	355,134

The capital reserve includes investment holding gains amounting to £120,311,000 (2021 - £188,217,000), as disclosed in note 10.

15. Net asset value per share

The net asset value per share and the net asset values attributable to Ordinary shareholders at the year end calculated in accordance with the Articles of Association were as follows:

	2022	2021
Net assets attributable	£346,952,000	£403,005,000
Number of Ordinary shares in issue (excluding shares held in treasury)	106,697,348	108,929,348
Net asset value per share	325.17p	369.97p

16. Analysis of changes in net debt

	At 30 April 2021 £'000	Currency differences £'000	Cash flows £'000	Non-cash movements £'000	At 30 April 2022 £'000
Cash and short term deposits	2,364	133	5,327	-	7,824
Debt due within one year	(12,731)	(773)	-	-	(13,504)
Debt due after more than one year	(19,965)	-	-	(13)	(19,978)
	(30,332)	(640)	5,327	(13)	(25,658)

	At 30 April 2020 £'000	Currency differences £'000	Cash flows £'000	Non-cash movements £'000	At 30 April 2021 £'000
Cash and short term deposits	3,647	(295)	(988)	-	2,364
Debt due within one year	(13,693)	449	513	-	(12,731)
Debt due after more than one year	(19,951)	-	-	(14)	(19,965)
	(29,997)	154	(475)	(14)	(30,332)

A statement reconciling the movement in net funds to the net cash flow has not been presented as there are no differences from the above analysis.

17. Financial instruments

Risk management. The Company's investment activities expose it to various types of financial risk associated with the financial instruments and markets in which it invests. The Company's financial instruments comprise securities and other investments, cash balances, loans and debtors and creditors that arise directly from its operations; for example, in respect of sales and purchases awaiting settlement, and debtors for accrued income.

The Board has delegated the risk management function to Aberdeen Standard Fund Managers Limited ("ASFML") under the terms of its management agreement with ASFML (further details of which are included under note 4). The Board regularly reviews and agrees policies for managing each of the key financial risks identified with the Manager. The types of risk and the Manager's approach to the management of each type of risk, are summarised below. Such approach has been applied throughout the year and has not changed since the previous accounting period.

Risk management framework. The directors of ASFML collectively assume responsibility for ASFML's obligations under the AIFMD including reviewing investment performance and monitoring the Company's risk profile during the year.

ASFML is a fully integrated member of the abrdn Group ("the Group"), which provides a variety of services and support to ASFML in the conduct of its business activities, including the oversight of the risk management framework for the Company. The AIFM has delegated the day to day administration of the investment policy to abrdn Asia Limited, which is responsible for ensuring that the Company is managed within the terms of its investment guidelines and the limits set out in its pre-investment disclosures to investors (details of which can be found on the Company's website). The AIFM has retained responsibility for monitoring and oversight of investment performance, product risk and regulatory and operational risk for the Company.

The Manager conducts its risk oversight function through the operation of the Group's risk management processes and systems which are embedded within the Group's operations. The Group's Risk Division supports management in the identification and mitigation of risks and provides independent monitoring of the business. The Division includes Compliance, Business Risk, Market Risk and Risk Management. The team is headed up by the Group's Chief Risk Officer, who reports to the Group CEO. The Risk Division achieves its objective through embedding the Risk Management Framework throughout the organisation using the Group's operational risk management system ("SHIELD").

The Group's Internal Audit Department is independent of the Risk Division and reports directly to the Group CEO and to the Audit Committee of the Group's Board of Directors. The Internal Audit Department is responsible for providing an independent assessment of the Group's control environment.

Notes to the Financial Statements

Continued

The Group's corporate governance structure is supported by several committees to assist the board of directors, its subsidiaries and the Company to fulfil their roles and responsibilities. The Group's Risk Division is represented on all committees, with the exception of those committees that deal with investment recommendations. The specific goals and guidelines on the functioning of those committees are described on the committees' terms of reference.

Risk management. The main risks the Company faces from its financial instruments are (i) market risk (comprising interest rate risk, currency risk and price risk), (ii) liquidity risk and (iii) credit risk.

(i) Market risk. The fair value of, or future cash flows from a financial instrument held by the Company may fluctuate because of changes in market prices. This market risk comprises three elements – interest rate risk, foreign currency risk and other price risk.

Interest rate risk. Interest rate movements may affect:

- the level of income receivable on cash deposits; and,
- interest payable on the Company's variable rate borrowings.

Management of the risk. The possible effects on fair value and cash flows that could arise as a result of changes in interest rates are taken into account when making investment and borrowing decisions.

The Board imposes borrowing limits to ensure gearing levels are appropriate to market conditions and reviews these on a regular basis. Borrowings comprise fixed rate, revolving, and uncommitted facilities. The fixed rate facilities are used to finance opportunities at low rates and, the revolving and uncommitted facilities to provide flexibility in the short-term. Current bank covenant guidelines state that the total borrowings will not exceed 25% of the adjusted net assets of the Company as defined in note 12.

Interest risk profile. The interest rate risk profile of the portfolio of the Company's financial assets and liabilities, excluding equity holdings which are all non-interest bearing, at the Statement of Financial Position date was as follows:

	Weighted average period for which rate is fixed Years	Weighted average interest rate %	Fixed rate £'000	Floating rate £'000
At 30 April 2022				
Assets:				
China Yuan Renminbi	-	-	-	3
Euro	-	-	-	1
Sri Lankan Rupee	-	-	-	7
Sterling	-	-	-	7,798
Taiwan Dollar	-	-	-	1
Vietnam Dong	-	-	-	14
	-	-	-	7,824

	Weighted average period for which rate is fixed Years	Weighted average interest rate %	Fixed rate £'000	Floating rate £'000
Liabilities:				
Bank loan - £20,000,000	1.62	2.63	19,978	-
Bank loan - £5,000,000	0.07	2.09	5,000	-
Bank loan - HK\$21,000,000	0.07	1.59	2,132	-
Bank loan - US\$8,000,000	0.07	2.07	6,372	-
			33,482	-

	Weighted average period for which rate is fixed Years	Weighted average interest rate %	Fixed rate £'000	Floating rate £'000
At 30 April 2021				
Assets:				
Sterling	-	-	-	2,183
Taiwan Dollar	-	-	-	1
Vietnam Dong	-	-	-	180
			-	2,364

	Weighted average period for which rate is fixed Years	Weighted average interest rate %	Fixed rate £'000	Floating rate £'000
Liabilities:				
Bank loan - £20,000,000	2.62	2.63	19,965	-
Bank loan - £5,000,000	0.02	1.00	5,000	-
Bank loan - HK\$21,000,000	0.06	1.04	1,953	-
Bank loan - US\$8,000,000	0.06	1.05	5,778	-
			32,696	-

The weighted average interest rate is based on the current yield of each asset, weighted by its market value. The weighted average interest rate on bank loans is based on the interest rate payable, weighted by the total value of the loans. The maturity date of the Company's loans are shown in note 12.

The floating rate assets consist of cash deposits on call earning interest at prevailing market rates.

The Company's equity portfolio and short-term debtors and creditors (excluding bank loans) have been excluded from the

Notes to the Financial Statements

Continued

above tables.

Interest rate sensitivity. Movements in interest rates would not significantly affect net assets attributable to the Company's shareholders and total profit.

Foreign currency risk. The Company's investment portfolio is primarily invested in overseas securities and the Statement of Financial Position, therefore, can be significantly affected by movements in foreign exchange rates.

Management of the risk. It is not the Company's policy to hedge this risk on a continuing basis but the Company may, from time to time, match specific overseas investment with foreign currency borrowings. The Company's borrowings, as detailed in note 12, are predominantly in sterling.

The revenue account is subject to currency fluctuation arising on dividends paid in foreign currencies. The Company does not hedge this currency risk.

Foreign currency exposure by currency of denomination:

	30 April 2022			30 April 2021		
	Investments £'000	Net monetary assets £'000	Total currency exposure £'000	Investments £'000	Net monetary assets £'000	Total currency exposure £'000
Australian Dollar	31,303	157	31,460	40,514	-	40,514
China Yuan Renminbi	44,103	(747)	43,356	30,649	(710)	29,939
Euro	7,828	1	7,829	7,510	-	7,510
Hong Kong Dollar	77,221	(2,132)	75,089	131,670	(2,148)	129,522
Indonesian Rupiah	12,821	-	12,821	8,078	-	8,078
Philippine Peso	6,270	-	6,270	6,642	-	6,642
Singapore Dollar	22,576	(838)	21,738	26,215	239	26,454
South Korean Won	41,846	336	42,182	53,406	-	53,406
Sri Lankan Rupee	1,624	7	1,631	3,041	-	3,041
Taiwan Dollar	32,261	1	32,262	38,848	1	38,849
Thailand Baht	2,703	-	2,703	4,598	-	4,598
US Dollar	-	(6,372)	(6,372)	6,713	(3,684)	3,029
Vietnam Dong	11,656	14	11,670	5,790	180	5,970
Total	292,212	(9,573)	282,639	363,674	(6,122)	357,552

Foreign currency sensitivity. The following table details the Company's sensitivity to a 10% increase and decrease in sterling against the foreign currencies in which the Company has exposure. The sensitivity analysis includes foreign currency denominated monetary items and adjusts their translation at the period end for a 10% change in foreign currency rates.

	2022 £'000	2021 £'000
Australian Dollar	3,146	4,051
China Yuan Renminbi	4,336	2,994
Euro	783	751
Hong Kong Dollar	7,509	12,952
Indonesian Rupiah	1,282	808
Philippine Peso	627	664
Singapore Dollar	2,174	2,645
South Korean Won	4,218	5,341
Sri Lankan Rupee	163	304
Taiwan Dollar	3,226	3,885
Thailand Baht	270	460
US Dollar	(637)	303
Vietnam Dong	1,167	597
	28,264	35,755

Price risk. Other price risks (ie changes in market prices other than those arising from interest rate or currency risk) may affect the value of the quoted investments.

Management of the risk. It is the Board's policy to hold an appropriate spread of investments in the portfolio in order to reduce the risk arising from factors specific to a particular country or sector. Both the allocation of assets and the stock selection process act to reduce market risk. The Manager actively monitors market prices throughout the year and reports to the Board, which meets regularly in order to review investment strategy. The investments held by the Company are listed on various stock exchanges worldwide.

Price risk sensitivity. If market prices at the Statement of Financial Position date had been 10% higher or lower while all other variables remained constant, the return attributable to Ordinary shareholders for the year ended 30 April 2022 would have increased/(decreased) by £37,370,000 (2021 – increased/(decreased) by £43,149,000) and equity reserves would have increased/(decreased) by the same amount.

Notes to the Financial Statements

Continued

(ii) Liquidity risk. This is the risk that the Company will encounter difficulty in meeting obligations associated with financial liabilities as they fall due in line with the maturity profile analysed below.

	Within 1 year £'000	Within 1-2 years £'000	Total £'000
At 30 April 2022			
Bank loans	13,504	20,000	33,504
Interest cash flows on bank loans	548	396	944
Cash flows on other creditors	2,994	-	2,994
	17,046	20,396	37,442

	Within 1 year £'000	Within 1-2 years £'000	Within 2-3 years £'000	Total £'000
At 30 April 2021				
Bank loans	12,731	-	20,000	32,731
Interest cash flows on bank loans	535	525	396	1,456
Cash flows on other creditors	1,567	-	-	1,567
	14,833	525	20,396	35,754

Management of the risk. The Board imposes borrowing limits to ensure gearing levels are appropriate to market conditions and reviews these on a regular basis. Borrowings comprise a £20,000,000 fixed rate credit facility, which expires on 14 December 2023 and £20,000,000 revolving multi-currency credit facility, which expires on 28 June 2024. The Board has imposed a maximum gearing level, measured on the most stringent basis of calculation after netting off cash equivalents, of 25%. Details of borrowings at 30 April 2022 are shown in note 12.

Liquidity risk is not considered to be significant as the Company's assets comprise mainly readily realisable securities, which can be sold to meet funding commitments if necessary. Short-term flexibility is achieved through the use of the loan facility, details of which can be found in note 12. Under the terms of the loan facility, the Manager provides the lender with loan covenant reports on a monthly basis, to provide the lender with assurance that the terms of the facility are not being breached. The Manager will also review the credit rating of a lender on a regular basis. Details of the Board's policy on gearing are shown in the interest rate risk section of this note.

(iii) Credit risk. This is the risk of failure of the counterparty to a transaction to discharge its obligations under that transaction that could result in the Company suffering a loss.

Management of the risk. Investment transactions are carried out with a large number of brokers, whose credit-standing is reviewed periodically by the Manager, and limits are set on the amount that may be due from any one broker. Cash is held only with reputable banks with high quality external credit enhancements.

Credit risk exposure. In summary, compared to the amounts in the Statement of Financial Position, the maximum exposure to credit risk at 30 April was as follows:

	2022		2021	
	Statement of Financial Position £'000	Maximum exposure £'000	Statement of Financial Position £'000	Maximum exposure £'000
Current assets				
Loans and receivables	1,907	1,907	3,418	3,418
Cash at bank and in hand	7,824	7,824	2,364	2,364
	9,731	9,731	5,782	5,782

None of the Company's financial assets are past due or impaired.

Fair values of financial assets and financial liabilities. The carrying values of fixed asset investments are stated at their fair values, which have been determined with reference to quoted market prices. For all other short-term debtors and creditors, their book values approximate to fair values because of their short-term maturity. Bank loans are valued at amortised cost in accordance with the Company's stated accounting policy.

18. Fair value hierarchy

FRS 102 requires an entity to classify fair value measurements using a fair value hierarchy that reflects the significance of the inputs used in making the measurements. The fair value hierarchy has the following classifications:

Level 1: unadjusted quoted prices in an active market for identical assets or liabilities that the entity can access at the measurement date.

Level 2: inputs other than quoted prices included within Level 1 that are observable (ie developed using market data) for the asset or liability, either directly or indirectly.

Level 3: inputs are unobservable (ie for which market data is unavailable) for the asset or liability.

The financial assets and liabilities measured at fair value in the Statement of Financial Position are grouped into the fair value hierarchy at the reporting date as follows:

	Level 1 £'000	Level 2 £'000	Level 3 £'000	Total £'000
As at 30 April 2022				
Financial assets at fair value through profit or loss				
Quoted equities	325,001	-	-	325,001
Collective investment schemes	-	48,696	-	48,696
Total fair value	325,001	48,696	-	373,697

Notes to the Financial Statements

Continued

As at 30 April 2021	Level 1 £'000	Level 2 £'000	Level 3 £'000	Total £'000
Financial assets at fair value through profit or loss				
Quoted equities	388,904	–	–	388,904
Collective investment schemes	–	42,582	–	42,582
Total fair value	388,904	42,582	–	431,486

Quoted equities. The fair value of the Company's investments in quoted equities has been determined by reference to their quoted bid prices at the reporting date. Quoted equities included in Fair Value Level 1 are actively traded on recognised stock exchanges.

Collective investment schemes. The fair value of the Company's investments in collective investment schemes has been determined by reference to their quoted net asset values at the reporting date and hence are categorised in Fair Value Level 2.

19. Related party transactions and transactions with the Manager

Fees payable during the period to the Directors and their interests in shares of the Company are disclosed within the Directors' Remuneration Report on pages 53 to 56.

Mr Young is also a director of the Company's Investment Manager, abrdn Asia Limited, which is a wholly-owned subsidiary of abrdn plc. Management, promotional activities and secretarial and administration services are provided to the Company by Aberdeen Standard Fund Managers Limited. Details of transactions during the year and balances outstanding at the year end disclosed in notes 4 and 5.

20. Capital management policies and procedures

The investment objective of the Company is to provide shareholders with a high level of capital growth through equity investment in the Asia Pacific countries ex Japan.

The Company manages its capital to ensure that it will be able to continue as a going concern while maximising the return to shareholders through the optimisation of the debt and equity balance.

The Board monitors and reviews the broad structure of the Company's capital on an ongoing basis. This review includes:

- the planned level of gearing which takes account of the Manager's views on the market;
- the level of equity shares in issue; and
- the extent to which revenue in excess of that which is required to be distributed should be retained.

The Company's objectives, policies and processes for managing capital are unchanged from the preceding accounting period.

The Company does not have any externally imposed capital requirements. As at 30 April 2022, the Company had net gearing of 7.7% which compares with a current maximum limit set by the Board of 25%.



Corporate Information (unaudited)

The Company's Investment Manager is a subsidiary of abrdn plc. The abrdn Group's assets under management and administration were £542 billion as at 31 December 2021.

Information about the Investment Manager

abrdn Asia Limited

The Company's Investment Manager is abrdn Asia Limited, which is based in Singapore, is a wholly-owned subsidiary, and the Asia Pacific headquarters, of abrdn plc.

The abrdn Group's assets under management and administration were £542 billion as at 31 December 2021, managed for a range of clients including 22 UK-listed closed end investment companies

The Investment Team Senior Managers



James Thom

Senior Investment Director, Asian Equities

James Thom joined the Asian Equities Team at abrdn in 2010 from Actis, the emerging markets private equity firm. James graduated with an MBA from INSEAD, an MA from Johns Hopkins University and a BSc from University College London. He is based in Singapore.



Xin-Yao Ng

Investment Manager, Asian Equities

Xin-Yao Ng joined the Asian Equities Team at abrdn in 2018 from Allard Partners, where he was an investment analyst. Xin-Yao graduated with an MBA from Fudan University in Shanghai and a BSc in Business from Nanyang Technological University in Singapore. He is based in Singapore.

The Investment Process

Philosophy and Style

The Investment Manager's view is that markets are not always efficient. It believes that superior investment returns are therefore attainable by identifying good companies that are trading cheaply, defined in terms of the fundamentals that in its opinion drives share prices over the long-term. The Investment Manager undertakes substantial due diligence before initiating any investment, including company visits in order to assure itself of the quality of the prospective investment. It is then careful not to pay too high a price when making the investment. Subsequent to that investment the Investment Manager then keeps in close touch with the company, aiming to meet management at least twice a year. Given the Investment Manager's long-term fundamental investment philosophy, it would not expect much change in the companies in which it invests. It does, however, take opportunities offered to it by what it sees as anomalous price movements within stock markets to either top up or top slice positions, which typically accounts for the bulk of the activity within the portfolio.

Risk Controls

The Investment Manager's primary risk control is at the stock level with its rigorous company research process helping it to avoid stock specific errors. The Investment Manager views investment in poorly run expensive companies that it does not understand as risk. However, it does also pay close attention to portfolio level risks and it has access to a number of on-desk quantitative risk tools. These help ensure that the portfolio managers are fully aware of, and comfortable with, the risk positions that result from the bottom-up stock picking. They help guard against the portfolio managers taking unintended risk in any one area and ensure that active positions reflect their conviction levels.

The Investment Manager's performance and investment risk unit independently monitors portfolio positions, and reports monthly. As well as attributing performance, it also produces statistical analysis, which is used by the Investment Manager primarily to check the portfolio is behaving as expected, not as a predictive tool.



The Investment Manager’s Approach to ESG

Introduction

Although Environment, Social and Governance ("ESG") factors are not the over-riding criteria in relation to the investment decisions taken by the Investment Manager, significant prominence is placed on ESG and climate related factors throughout the investment process. The following pages highlight the way that ESG and climate change are considered by the Investment Manager. These processes are reviewed regularly and liable to change and the latest information will be available for download on the Company's website.

Core beliefs: Assessing Risk, Enhancing Value

Whilst the management of the Company's investments is not undertaken with any specific instructions to exclude certain asset types or classes, the consideration of ESG factors is a fundamental part of the Investment Manager's process and has been so for over 30 years. It is one of the key criteria on which the Investment Manager assesses the investment case for any company in which it invests for three key reasons

Responsible Investing – Integration of ESG into the Investment Manager's Process

"By embedding ESG factors into our active equity investment process, we aim to reduce risk, enhance potential value for our investors and foster companies that can contribute positively to the world." abrdn

Financial Returns	ESG factors can be financially material – the level of consideration they are given in a company will ultimately have an impact on corporate performance, either positively or negatively. Those companies that take their ESG responsibilities seriously tend to outperform those that do not.
Fuller Insight	Systematically assessing a company's ESG risks and opportunities alongside other financial metrics allows the Investment Manager to make better investment decisions.
Corporate Advancement	Informed and constructive engagement helps foster better companies, protecting and enhancing the value of the Company's investments.

"We believe that the market systematically undervalues the importance of ESG factors. We believe that in-depth ESG analysis is part of both fundamental company research and portfolio construction and will lead to better client outcomes." abrdn

Researching Companies: Deeper Company Insights for Better Investor Outcomes

The Investment Manager conducts extensive and high-quality fundamental and first-hand research to fully understand the investment case for every company in its global universe. A key part of the Investment Manager's research involves focusing its extensive resources on analysis of ESG issues. The Investment Manager's portfolio managers, ESG equity analysts and central ESG Investment Team collaborate to generate a deep understanding of the ESG risks and opportunities associated with each company. Stewardship and active engagement with every company are also fundamental to the investment process, helping to produce positive outcomes that lead to better risk-adjusted returns.

Global ESG Infrastructure

The Investment Manager has around 150 equity professionals globally. Each systematically analyses ESG risks and opportunities as part of the research output for each company. Its central team and ESG equity analysts support the Investment Manager's first-hand company analysis, producing research into specific themes (e.g. labour relations or climate change), sectors (e.g. forestry) and ESG topics to understand and highlight best practice. Examples of thematic and sector research can be found on the Manager's website.

Portfolio Managers	All of the Investment Manager's equity portfolio managers seek to engage actively with companies to gain insight into their specific risks and provide a positive ongoing influence on their corporate strategy for governance, environmental and social impact.
ESG Equity Analysts	The Investment Manager has dedicated and highly experienced ESG equity analysts located across the UK, US, Asia and Australia. Working as part of individual investment teams, rather than as a separate department, these specialists are integral to pre-investment due diligence and post-investment ongoing company engagement. They are also responsible for reviewing thematic research produced by the central ESG Investment Team (see below), interpreting and translating it into actionable insights and engagement programmes for its regional investment strategies.
ESG Investment Team	This central team of more than 20 experienced specialists based in Edinburgh and London provides ESG consultancy and insight for all asset classes. Taking a global approach both identifies regions, industries and sectors that are most vulnerable to ESG risks and identifies those that can take advantage of the opportunities presented. Working with portfolio managers, the team is key to the Investment Manager's active stewardship approach of using shareholder voting and corporate engagement to drive positive change.

The Investment Manager's Approach to ESG

Continued

Climate Change

The Investment Manager has a duty to consider all factors that may have a financially material impact on returns. Climate change is such a key factor.

The related physical and transition risks are considerable and are becoming increasingly financially material for many companies. Not only for those in the obvious high-emitting sectors, such as energy, utilities and transportation, but also for those along the supply chain, providers of finance and in those reliant on agricultural outputs and water.

In the Investment Manager's view, companies that successfully manage climate change risks will perform better in the long-term. It is important that the Investment Manager assesses the financial implications of material climate change risks across all asset classes, including real assets, to make portfolios more resilient to climate risk.

Adaptation measures are essential to help limit damages from the physical impacts of climate change. Comparable climate-related data is necessary to enable effective decision making, and is something the Investment Manager actively sources and incorporates into its process. The Investment Manager is supportive of the Task Force on Climate-related Financial Disclosures ("TCFD") framework to strengthen climate reporting globally.

Regular engagement with high-emitting investee companies allows the Investment Manager to better understand its exposure and management of climate change risks and opportunities. In actively managed investments, ownership provides a strong ability to challenge companies where appropriate. The Investment Manager can also influence corporate behaviour positively in relation to climate-risk management.

The Investment Manager believes that this is more powerful for an effective energy transition than a generic fossil fuel divestment approach. Through active engagement it is possible to steer investee companies towards ambitious targets and more sustainable low-carbon solutions. If there is limited progress in response to the engagement, the Investment Manager will consider the ultimate option of selling its holdings.

The Investment Manager strongly encourages companies to consider the social dimension of the energy transition to ensure it is inclusive and 'just'. This means worker and community needs are considered on the path to a low-carbon economy so they are not left stranded. Other social aspects, such as affordability and reliability of energy supply are also important. Influencing through engagement has worked particularly well in collaboration with other asset managers and asset owners as part of its involvement in Climate Action 100+. This is a five-year initiative to engage and influence high-emitting companies collaboratively.

Consideration of climate change risks and opportunities is an integral part of the investment process and corporate engagement is seen as essential to ensuring that portfolio companies manage climate-related risks and support a 'just' energy transition. This is an important part of the role of an active investor.

The Investment Manager provides climate change insights through research and data to investment decision makers. This helps assess the financial materiality of climate change risks and opportunities.

The Investment Manager aims to influence the management of climate-related risks through engagement and voting and is part of Climate Action 100+ having signed the 2018 Just Transition statement.

From Laggards to Best in Class: Rating Company ESG Credentials

A systematic and globally-applied approach to evaluating stocks allows the Investment Manager to compare companies consistently on their ESG credentials – both regionally and against their peer group.

The Investment Manager captures the findings from its research and company engagement meetings in formal research notes.

Some of the key questions include:

- Which ESG issues are relevant for this company, how material are they, and how are they being addressed?
- What is the assessment of the quality of this company's governance, ownership structure and management?
- Are incentives and key performance indicators aligned with the company's strategy and the interests of shareholders?

Having considered the regional universe and peer group in which the company operates, the Investment Manager's equity team then allocates it an ESG rating between one and five (see below). This is applied across every company that the Investment Manager covers globally.

The Investment Manager also uses a combination of external and proprietary in-house quantitative scoring techniques to complement and cross-check analyst-driven ESG assessments. ESG analysis is peer-reviewed within the equities team, and ESG factors impacting both sectors and stocks are discussed as part of the formal sector reviews. To be considered 'best in class', the management of ESG factors must be a material part of the company's core business strategy. It must provide excellent disclosure of data on key risks. It must also have clear policies and strong governance structures, among other criteria.



The Investment Manager's Approach to ESG

Continued

Working with Companies: Staying Engaged, Driving Change

Once the Investment Manager invests in a company, it is committed to helping that company maintain or raise its ESG standards further, using the Investment Manager's position as a shareholder to press for action as needed. The Investment Manager actively engages with the companies in which it invests to maintain ESG focus and encourage improvement.

The Investment Manager views this programme of regular engagement as a necessary fulfilment of its duty as a responsible steward of clients' assets. It is also an opportunity to share examples of best practice seen in other companies and to use its influence to effect positive change. The Investment Manager's engagement is not limited to the company's management team. It can include many other stakeholders such as non-government agencies, industry and regulatory bodies, as well as activists and the company's clients. What gets measured gets managed, so the Investment Manager strongly encourages companies to set clear targets or key performance indicators on all material ESG risks.

The investment process consists of four interconnected and equally important stages.

Monitor	Contact	Engage	Act
Ongoing due diligence <ul style="list-style-type: none">• Business performance• Company financials• Corporate governance• Company's key risks and opportunities	Frequent dialogue <ul style="list-style-type: none">• Senior executives• Board members• Heads of departments and specialists• Site visits	Exercise rights <ul style="list-style-type: none">• Attend AGM/EGMs• Always vote• Explain voting decisions• Maximise influence to drive positive outcomes	Consider all options <ul style="list-style-type: none">• Increase or decrease shareholding• Collaborate with other investors• Take legal action if necessary

Investor Information

Alternative Investment Fund Managers Directive ("AIFMD") and Pre-Investment Disclosure Document ("PIDD")

The Company has appointed Aberdeen Standard Fund Managers Limited as its alternative investment fund manager and BNP Paribas Securities Services, London Branch as its Depositary under the AIFMD (novated to BNP Paribas Trust Corporation UK Limited on 30 June 2022).

The AIFMD requires Aberdeen Standard Fund Managers Limited, as the Company's AIFM, to make available to investors certain information prior to such investors' investment in the Company. Details of the leverage and risk policies which the Company is required to have in place under the AIFMD are published in the Company's PIDD which can be found on its website: newdawn-trust.co.uk. The periodic disclosures required to be made by the AIFM under the AIFMD are set out on page 108.

Investor Warning: Be alert to share fraud and boiler room scams

abrdn has been contacted by investors informing us that they have received telephone calls and emails from people who have offered to buy their investment company shares, purporting to work for abrdn or for third party firms. abrdn has also been notified of emails claiming that certain investment companies under our management have issued claims in the courts against individuals. These may be scams which attempt to gain your personal information with which to commit identity fraud or could be 'boiler room' scams where a payment from you is required to release the supposed payment for your shares. These callers/senders do not work for abrdn and any third party making such offers/claims has no link with abrdn.

abrdn does not 'cold-call' investors in this way. If you have any doubt over the veracity of a caller, do not offer any personal information, end the call and contact our Customer Services Department.

The Financial Conduct Authority provides advice with respect to share fraud and boiler room scams at: fca.org.uk/consumers/scams.

Shareholder Enquiries

For queries regarding shareholdings, lost certificates, dividend payments, registered details and related matters, shareholders holding their shares directly in the Company are advised to contact the Registrars (see Contact Addresses). Changes of address must be notified to the Registrars in writing.

Any general queries about the Company should be directed to the Company Secretary in writing (see Contact Addresses) or by email to: CEF.CoSec@abrdn.com.

For questions about an investment held through the abrdn Investment Plan for Children, Investment Trust Share Plan or Investment Trust Stocks and Shares ISA, please telephone the Manager's Customer Services Department on 0808 500 0040, email inv.trusts@abrdn.com or write to:

abrdn Investment Trusts
PO Box 11020
Chelmsford
Essex CM99 2DB

Dividend Tax Allowance

The annual tax-free personal allowance for dividend income for UK investors is £2,000 for the 2022/23 tax year. Above this amount, individuals pay tax on their dividend income at a rate dependent on their income tax bracket and personal circumstances. The Company provides registered shareholders with a confirmation of dividends paid and this should be included with any other dividend income received when calculating and reporting to HMRC total dividend income received. It is the shareholder's responsibility to include all dividend income when calculating any tax liability.

How to Invest

Investors can buy and sell shares in the Company directly through a stockbroker or indirectly through a lawyer, accountant or other professional adviser. Alternatively, for retail clients, shares can be bought directly through the abrdn Investment Plan for Children, Investment Trust Share Plan or Investment Trust Stocks and Shares ISA, or through the many stockbroker platforms which offer the opportunity to acquire shares in investment companies.

abrdn Investment Plan for Children

abrdn operates an Investment Plan for Children (the "Children's Plan") which covers a number of investment companies under its management, including the Company. Anyone can invest in the Children's Plan (subject to the eligibility criteria as stated within the terms and conditions), including parents, grandparents and family friends. All investments are free of dealing charges on the initial purchase of shares, although investors will suffer the bid-offer spread, which can, on some occasions, be a significant amount. Lump sum investments start at £150 per trust, while regular savers may invest from £30 per month. Investors only pay Government Stamp Duty

Investor Information

Continued

(currently 0.5%) on entry where applicable. Selling costs are £10 + VAT. There is no restriction on how long an investor need invest in the Children's Plan, and regular savers can stop or suspend participation by instructing abrdn in writing at any time.

abrdn Investment Trust Share Plan

abrdn operates an Investment Trust Share Plan (the "Plan") through which shares in the Company can be purchased. There are no dealing charges on the initial purchase of shares, although investors will suffer the bid-offer spread, which can, on some occasions, be a significant amount. Lump sum investments start at £250, while regular savers may invest from £100 per month. Investors only pay Government Stamp Duty (currently 0.5%) on entry where applicable. Selling costs are £10 + VAT. There is no restriction on how long an investor need invest in a Plan, and regular savers can stop or suspend participation by instructing abrdn in writing at any time.

abrdn Investment Trust Stocks and Shares ISA

abrdn operates an Investment Trust Stocks and Shares ISA ("ISA") through which an investment may be made of up to £20,000 in the 2022/23 tax year.

There are no brokerage or initial charges for the ISA, although investors will suffer the bid-offer spread, which can, on some occasions, be a significant amount. Investors only pay Government Stamp Duty (currently 0.5%) on purchases where applicable. Selling costs are £15 + VAT. The annual ISA administration charge is £24 + VAT, calculated annually and applied on 31 March (or the last business day in March) and collected soon thereafter either by direct debit or, if there is no valid direct debit mandate in place, from the available cash in the ISA prior to the distribution or reinvestment of any income, or, where there is insufficient cash in the ISA, from the sale of investments held in the ISA. Under current legislation, investments in ISAs can grow free of capital gains tax.

ISA Transfer

Investors can choose to transfer previous tax year investments to abrdn, which can be invested in the Company while retaining their ISA wrapper. The minimum lump sum for an ISA transfer is £1,000 and is subject to a minimum per trust of £250.

Nominee Accounts and Voting Rights

All investments in the abrdn Investment Plan for Children, Investment Trust Share Plan and Investment Trust Stocks and Shares ISA are held in nominee accounts and investors are provided with the equivalent of full voting and other rights of share ownership.

How to Attend and Vote at Company Meetings

Investors who hold their shares in the Company via the abrdn Investment Plan for Children, Investment Trust Share Plan and Investment Trust Stocks and Shares ISA and who would like to attend and vote at Company meetings (including AGMs) will be sent for completion and return a Letter of Direction in connection with the relevant meeting.

Investors who hold their shares via another platform or share plan provider (for example Hargreaves Lansdown, Interactive Investor or AJ Bell) and would like to attend and vote at Company meetings (including AGMs) should contact their platform or share plan provider directly to make arrangements.

Investors who hold their shares through platforms and have their shares held through platform nominees, may not necessarily receive notification of general meetings and are advised to keep themselves informed of Company business by referring to the Company's website. Where voting is required, and the Board encourages shareholders to vote at all general meetings of the Company, shareholders with their holdings in nominees, need to instruct the nominee to vote on their behalf and should do so in good time before the meetings.

Keeping You Informed

Further information about the Company may be found on its dedicated website: newdawn-trust.co.uk. This provides access to information on the Company's share price performance, capital structure, London Stock Exchange announcements, current and historic Annual and Half-Yearly Reports, and the latest monthly factsheet on the Company issued by the Manager.

The Company's Ordinary share price appears under the heading 'Investment Companies' in the Financial Times.

Details are also available at: invtrusts.co.uk.

Twitter:

@abrdnTrusts

LinkedIn:

abrdn Investment Trusts

Key Information Document ("KID")

The KID relating to the Company and published by the Manager can be found on the Company's website.

Literature Request Service

For literature and application forms for abrdn Investment Trusts' products, please contact us through: invtrusts.co.uk.

Or telephone: **0808 500 4000**

Or write to:

abrdn Investment Trusts

PO Box 11020

Chelmsford

Essex CM99 2DB

Terms and Conditions

Terms and conditions for abrdn-managed savings products can also be found at: invtrusts.co.uk.

Suitable for Retail/NMPI Status

The Company's shares are intended for investors, primarily in the UK, including retail investors, professionally-advised private clients and institutional investors who are seeking a high level of capital growth through equity investment in the Asia Pacific countries excluding Japan, and who understand and are willing to accept the risks of exposure to equities. Investors should consider consulting a financial adviser who specialises in advising on the acquisition of shares and other securities before acquiring shares. Investors should be capable of evaluating the risks and merits of such an investment and should have sufficient resources to bear any loss that may result.

The Company currently conducts its affairs so that the securities issued by the Company can be recommended by a financial adviser to ordinary retail investors in accordance with the Financial Conduct Authority's rules in relation to non-mainstream pooled investments ("NMPIs") and intends to continue to do so for the foreseeable future. The Company's securities are excluded from the Financial Conduct Authority's restrictions which apply to NMPIs because they are securities issued by an investment trust.

Online Dealing

There are a number of online dealing platforms for private investors that offer share dealing, ISAs and other means to invest in the Company. Real-time execution-only stockbroking services allow you to trade online, manage your portfolio and buy UK listed shares. These sites do not give advice. Some comparison websites also look at dealing rates and terms.

Discretionary Private Client Stockbrokers

If you have a large sum to invest, you may wish to contact a discretionary private client stockbroker. They can manage your entire portfolio of shares and will advise you on your investments. To find a private client stockbroker visit The Personal Investment Management and Financial Advice Association at: pimfa.co.uk.

Financial Advisers

To find an adviser who recommends on investment trusts, visit: unbiased.co.uk.

Regulation of Stockbrokers

Before approaching a stockbroker, always check that they are regulated by the Financial Conduct Authority at fca.org.uk/firms/financial-services-register.

Note

Please remember that past performance is not a guide to the future. Stock market and currency movements may cause the value of shares and the income from them to fall as well as rise and investors may not get back the amount they originally invested.

As with all equity investments, the value of investment trust shares purchased will immediately be reduced by the difference between the buying and selling prices of the shares, known as the market maker's spread.

Investors should further bear in mind that the value of any tax relief will depend on the individual circumstances of the investor and that tax rates and reliefs, as well as the tax treatment of ISAs, may be changed by future legislation.

The information on pages 101 to 103 has been approved for the purposes of Section 21 of the Financial Services and Markets Act 2000 (as amended by the Financial Services Act 2012) by Aberdeen Asset Managers Limited which is authorised and regulated by the Financial Conduct Authority in the United Kingdom.

Glossary of Terms

abrdn Group or abrdn

The abrdn plc group of companies.

AIC

The Association of Investment Companies.

AIFMD

The Alternative Investment Fund Managers Directive. The AIFMD is European legislation which created a European-wide framework for regulating managers of 'alternative investment funds' ("AIFs"). It is designed to regulate any fund which is not a UCITS fund and which is managed and/or marketed in the EU. The Company has been designated as an AIF.

Benchmark

This is a measure against which an Investment Trust's performance is compared. The Company's benchmark is the MSCI All Countries Asia Pacific ex Japan Index (Sterling adjusted). The index averages the performance of a defined selection of listed companies over specific time periods.

Closed-End Fund

A collective investment scheme which has a fixed number of shares which are not redeemable from the fund itself. Unlike open-ended funds, new shares/units are not created by managers to meet demand from investors; instead, shares are purchased (or sold) only in the market. Closed-end funds are normally listed on a recognised stock exchange, such as the London Stock Exchange, and shares can be bought and sold on that exchange.

Discount

The amount by which the market price per share of an Investment Trust is lower than the Net Asset Value per share. The discount is normally expressed as a percentage of the Net Asset Value per share.

Dividend Cover

Earnings per share divided by dividends per share expressed as a ratio.

Dividend Yield

The annual dividend expressed as a percentage of the share price.

FCA

Financial Conduct Authority.

Gearing

Net gearing is calculated by dividing total borrowings, less cash or cash equivalents, by shareholders' funds expressed as a percentage.

Investment Manager

abrdn Asia Limited is a wholly owned subsidiary of abrdn plc and acts as the Company's investment manager.

Investment Trust

A type of Closed-End Fund which invests in other securities, allowing shareholders to share the risks, and returns, of collective investment.

Key Information Document or KID

The Packaged Retail and Insurance-based Investment Products ("PRIIPS") Regulation requires the Manager, as the Company's PRIIP 'manufacturer', to prepare a Key Information Document ("KID") in respect of the Company. This KID must be made available by the Manager to retail investors prior to them making any investment decision and is available via the Company's website. The Company is not responsible for the information contained in the KID and investors should note that the procedures for calculating the risks, costs and potential returns are prescribed by law. The figures in the KID may not reflect the expected returns for the Company and anticipated performance returns cannot be guaranteed.

Leverage

For the purposes of the AIFMD, leverage is any method which increases the Company's exposure, including the borrowing of cash and the use of derivatives. It is expressed as a ratio between the Company's exposure and its Net Asset Value and can be calculated on a gross and a commitment method. Under the gross method, exposure represents the sum of the Company's positions after the deduction of sterling cash balances, without taking into account any hedging and netting arrangements. Under the commitment method, exposure is calculated without the deduction of sterling cash balances and after certain hedging and netting positions are offset against each other.

Manager, AIFM or ASFML

Aberdeen Standard Fund Managers Limited is a wholly owned subsidiary of abrdn plc and acts as the Alternative Investment Fund Manager for the Company. It is authorised and regulated by the FCA.

Net Asset Value or NAV

The value of total assets less liabilities. Liabilities for this purpose include current and long-term liabilities. The Net Asset Value divided by the number of shares in issue produces the Net Asset Value per share.

Ongoing Charges

Ratio of expenses as a percentage of average daily shareholders' funds calculated as per the AIC's industry standard method.

Pre-Investment Disclosure Document ("PIDD")

The AIFM and the Company are required to make certain disclosures available to investors in accordance with the AIFMD. Those disclosures that are required to be made pre-investment are included within a PIDD, which can be found on the Company's website.

Premium

The amount by which the market price per share of an Investment Trust exceeds the Net Asset Value per share. The premium is normally expressed as a percentage of the Net Asset Value per share.

Price/Earnings Ratio

This is calculated by dividing the market price per share by the earnings per share. The calculation assumes no change in earnings but in practice the multiple reflects the stock market's view of a company's prospects and profit growth potential.

Prior Charges

The name given to all borrowings including debentures, loans and overdrafts that are to be used for investment purposes, reciprocal foreign currency loans, currency facilities to the extent that they are drawn down, index-linked securities, and all types of preference or preferred capital irrespective of the time until repayment.

Total Assets

Total Assets as per the Statement of Financial Position less current liabilities (before deducting Prior Charges as defined above).

Total Return

Share Price Total Return involves reinvesting the net dividend in the month that the share price goes ex-dividend. The NAV Total Return involves investing the same net dividend in the NAV of the Company on the date to which that dividend was earned.

Your Company's Share Capital History

Issued Share Capital at 30 April 2022

106,697,348 Ordinary shares of 5p (117,099,049 including treasury shares)

Treasury Shares at 30 April 2022

10,401,701 Ordinary shares of 5p

Share Capital History

12 May 1989

15,000,000 Ordinary shares of 25p each placed at 100p with 3,000,000 Series A Warrants attaching, each conferring the right to subscribe for one Ordinary share of 25p at 95.88p.

1 November 1989

15,000,000 Ordinary shares of 25p each issued with 3,000,000 Series B Warrants attaching, each conferring the right to subscribe for one Ordinary share of 25p at 135p in connection with a Placing and Offer to shareholders at 128p.

September 1991 to September 1993

10,737 Ordinary shares issued following the exercise of 8,800 Series A Warrants and 1,937 Series B Warrants.

9 March 1994

12,648,506 'C' shares of £1 each issued in connection with a Placing and Open Offer to shareholders at 250p.

15 August 1994

The 'C' shares were converted into 13,150,099 Ordinary shares of 25p and 2,629,676 Series C Warrants conferring the right to subscribe for one Ordinary share of 25p at 270p.

September 1994 to September 1997

3,259 Ordinary shares issued following the exercise of 1,700 Series A Warrants, 1,065 Series B Warrants and 494 Series C Warrants.

April 1998 to January 1999

490,000 Ordinary shares and 1,324,823 Series A Warrants purchased for cancellation.

19 March 1999

8,638,536 Ordinary shares were issued when a Scheme of Arrangement to acquire certain assets of Aberdeen Emerging Asia Investment Trust Limited became effective.

Year ended 30 April 1999

25,655,296 Ordinary shares and 921,596 Series A Warrants purchased for cancellation.

August 1999 to August 2000

145,697 Ordinary shares issued following the exercise of 36,872 Series A Warrants, 108,805 Series B Warrants and 20 Series C Warrants.

September 1999 to August 2000

1,240,899 Ordinary shares, 691,584 Series A Warrants and 2,852,986 Series B Warrants purchased for cancellation.

8 August 2000

Final exercise date for all outstanding Warrants, being 14,625 Series A Warrants, 35,207 Series B Warrants and 2,629,162 Series C Warrants.

9 August 2000 to 30 April 2001

1,270,000 Ordinary shares purchased for cancellation.

Year ended 30 April 2002

25,000 Ordinary shares purchased for cancellation.

Year ended 30 April 2005

140,000 Ordinary shares issued for cash.

Year ended 30 April 2006

1,980,000 Ordinary shares issued for cash.

Year ended 30 April 2008

477,731 Ordinary shares purchased to hold in treasury.

Year ended 30 April 2014

The Ordinary shares of 25p were sub-divided into five Ordinary shares of 5p which took effect on the close of business on 2 September 2013.

Year ended 30 April 2015

214,000 Ordinary shares purchased to hold in treasury.

Year ended 30 April 2016

3,814,000 Ordinary shares purchased to hold in treasury.

Year ended 30 April 2017

3,656,912 Ordinary shares purchased to hold in treasury.

Year ended 30 April 2018

2,398,250 Ordinary shares purchased to hold in treasury.

3,887,029 treasury shares cancelled.

Year ended 30 April 2019

2,622,500 Ordinary shares purchased to hold in treasury.

2,819,187 treasury shares cancelled.

Year ended 30 April 2020

1,270,000 Ordinary shares purchased to hold in treasury.

Year ended 30 April 2021

1,642,000 Ordinary shares purchased to hold in treasury.

3,130,400 treasury shares cancelled.

Year ended 30 April 2022

2,232,000 Ordinary shares purchased to hold in treasury.

AIFMD Disclosures

Aberdeen Standard Fund Managers Limited and the Company are required to make certain disclosures available to investors in accordance with the Alternative Investment Fund Managers Directive ("AIFMD"). Those disclosures that are required to be made pre-investment are included within a pre-investment disclosure document ("PIDD") which can be found on the Company's website. There have been no material changes to the disclosures contained within the PIDD since its most recent update in July 2021.

The periodic disclosures as required under the AIFMD to investors are made below:

- information on the investment strategy, geographic and sector investment focus and principal stock exposures are included in the Strategic Report;
- none of the Company's assets are subject to special arrangements arising from their illiquid nature;
- the Strategic Report, note 17 to the financial statements and the PIDD together set out the risk profile and risk management systems in place. There have been no changes to the risk management systems in place in the period under review and no breaches of any of the risk limits set, with no breach expected;
- there are no new arrangements for managing the liquidity of the Company or any material changes to the liquidity management systems and procedures employed by ASFML; and
- all authorised Alternative Investment Fund Managers are required to comply with the AIFMD Remuneration Code. In accordance with the Remuneration Code, the AIFM's remuneration policy is available from the Company Secretary, Aberdeen Asset Management PLC, on request and the remuneration disclosures in respect of the AIFM's reporting period for the year ended 31 December 2021 are available on the Company's website.

	Gross Method	Commitment Method
Maximum level of leverage	2.50:1	2.00:1
Actual level at 30 April 2022	1.15:1	1.18:1

There have been no breaches of the maximum level during the period and no changes to the maximum level of leverage employed by the Company. There have been no changes to the circumstances in which the Company may be required to post assets as collateral and no guarantees granted under the leveraging arrangement. Changes to the information contained either within this Annual Report or the PIDD in relation to any special arrangements in place, the maximum level of leverage which ASFML may employ on behalf of the Company; the right of use of collateral or any guarantee granted under any leveraging arrangement; or any change to the position in relation to any discharge of liability by the Depositary will be notified via a regulatory news service without undue delay in accordance with the AIFMD.

The information on this page has been approved for the purposes of Section 21 of the Financial Services and Markets Act 2000 (as amended by the Financial Services Act 2012) by Aberdeen Standard Fund Managers Limited which is authorised and regulated by the Financial Conduct Authority in the United Kingdom.

Alternative Performance Measures

Alternative performance measures are numerical measures of the Company's current, historical or future performance, financial position or cash flows, other than financial measures defined or specified in the applicable financial framework. The Company's applicable financial framework includes FRS 102 and the AIC SORP.

Dividend cover

Dividend cover is the revenue return per share divided by dividends per share expressed as a ratio.

		2022	2021
Revenue return per share	a	3.71p	4.24p
Dividends per share	b	4.30p	4.30p
Dividend cover	a/b	0.86	0.99

Discount to net asset value per Ordinary share (including current year income)

The amount by which the market price per Ordinary share is lower than the net asset value per Ordinary share (including current year income), expressed as a percentage of the net asset value per Ordinary share.

		2022	2021
NAV per Ordinary share (p)	a	325.17	369.97
Share price (p)	b	286.00	328.50
Discount	(b-a)/a	12.0%	11.2%

Discount to net asset value per Ordinary share (excluding current year income)

The amount by which the market price per Ordinary share is lower than the net asset value per Ordinary share (excluding current year income), expressed as a percentage of the net asset value per Ordinary share.

		2022	2021
Net asset value per Ordinary share (p)	a	322.43	366.71
Share price (p)	b	286.00	328.50
Discount	(a-b)/a	11.3%	10.4%

Alternative Performance Measures

Continued

Net asset value per Ordinary share (excluding current year income)

The Company also uses net asset value (excluding current year income) per share as an alternative performance measure. This is calculated as follows:

	2022	2021
Net assets attributable (£'000)	346,952	403,005
Less: Revenue return after taxation for the year (£'000)	(4,005)	(4,644)
Add: Dividends paid during the year (£'000)	1,075	1,093
Net assets (ex income) (£'000)	344,022	399,454
Number of Ordinary shares in issue	106,697,348	108,929,348
NAV (ex income) per Ordinary share	322.43p	366.71p

Net gearing

Net gearing measures total borrowings less cash and cash equivalents divided by shareholders' funds, expressed as a percentage. Under AIC reporting guidance cash and cash equivalents includes net amounts due to and from brokers at the period end as well as cash and short-term deposits.

		2022	2021
Borrowings (£'000)	a	33,482	32,696
Cash (£'000)	b	7,824	2,364
Amounts due to brokers (£'000)	c	2,363	905
Amounts due from brokers (£'000)	d	1,141	2,334
Shareholders' funds (£'000)	e	346,952	403,005
Net gearing	(a-b+c-d)/e	7.7%	7.2%

Ongoing charges

The ongoing charges ratio has been calculated in accordance with guidance issued by the AIC as the total of investment management fees and administrative expenses and expressed as a percentage of the average daily net asset values published throughout the year.

	2022	2021
Management fees (£'000)	2,339	2,392
Administrative expenses (£'000)	723	754
Less: non-recurring charges ^A (£'000)	-	(56)
Ongoing charges (£'000)	3,062	3,090
Average net assets (£'000)	383,039	359,529
Ongoing charges ratio (excluding look-through costs)	0.80%	0.86%
Look-through costs ^B	0.33%	0.23%
Ongoing charges ratio (including look-through costs)	1.13%	1.09%

^A Legal and professional fees considered unlikely to recur.

^B Calculated in accordance with AIC guidance issued in October 2020 to include the Company's share of costs of holdings in investment companies on a look-through basis.

The ongoing charges ratio provided in the Company's Key Information Document is calculated in line with the PRIIPs regulations, which includes amongst other things, the cost of borrowings and transaction costs.

Total return

NAV and share price total returns show how the NAV and share price has performed over a period of time in percentage terms, taking into account both capital returns and dividends paid to shareholders. Share price and NAV total returns are monitored against open-ended and closed-ended competitors, and the Benchmark Index, respectively.

Year ended 30 April 2022		NAV	Share Price
Opening at 1 May 2021	a	369.97p	328.50p
Closing at 30 April 2022	b	325.17p	286.00p
Price movements	c=(b/a)-1	-12.1%	-12.9%
Dividend reinvestment ^A	d	1.1%	1.1%
Total return	c+d	-11.0%	-11.8%

Year ended 30 April 2021		NAV	Share Price
Opening at 1 May 2020	a	261.63p	225.00p
Closing at 30 April 2021	b	369.97p	328.50p
Price movements	c=(b/a)-1	+41.4%	+46.0%
Dividend reinvestment ^A	d	2.0%	2.3%
Total return	c+d	+43.4%	+48.3%

^A NAV total return involves investing the net dividend in the NAV of the Company with debt at fair value on the date on which that dividend goes ex-dividend. Share price total return involves reinvesting the net dividend in the share price of the Company on the date on which that dividend goes ex-dividend.

General

A photograph of two female scientists in a laboratory setting. They are both wearing white lab coats and safety goggles. The scientist on the left is looking intently at a test tube held by the scientist on the right. The scientist on the right is wearing blue gloves and is holding the test tube up to the light. The background is slightly blurred, showing other lab equipment and a bright light source.

The Annual General Meeting will be held at Bow Bells House, 1 Bread Street, London EC4M 9HH on Tuesday 6 September 2022 at 12 noon.

The Company will also be hosting an online shareholder presentation, which will be held at 10.00am on Monday 22 August 2022. Full details on how to register for the online event can be found at: www.workcast.com/register?cpak=1400521669912718

Notice of Annual General Meeting

NOTICE IS HEREBY GIVEN that the thirty third Annual General Meeting of abrdn New Dawn Investment Trust plc will be held at the offices of abrdn plc, Bow Bells House, 1 Bread Street, London EC4M 9HH, at 12 noon on Tuesday 6 September 2022 for the following purposes:

Ordinary Business

As ordinary business to consider and, if thought fit, pass the following resolutions as Ordinary Resolutions:

1. To receive the Directors' Report and financial statements for the year ended 30 April 2022, together with the Auditor's report thereon.
2. To receive and adopt the Directors' Remuneration Report (excluding the Directors' Remuneration Policy) for the year ended 30 April 2022.
3. To approve a final dividend of 3.3 pence per Ordinary share.
4. To re-elect Ms N Yuen as a Director of the Company.
5. To re-elect Mr S Souchon as a Director of the Company.
6. To re-elect Mr D Workman as a Director of the Company.
7. To re-elect Mr H Young as a Director of the Company.
8. To re-elect Ms M Sears as a Director of the Company.
9. To re-appoint Johnston Carmichael LLP as Auditor of the Company.
10. To authorise the Directors to determine the remuneration of the Auditor for the year ending 30 April 2023.

Special Business

To consider and, if thought fit, pass the following resolution which will be proposed as an ordinary resolution:

11. THAT, in substitution for any existing authority under Section 551 of the Companies Act 2006 (the "Act"), but without prejudice to the exercise of any such authority prior to the date of this resolution, the Directors of the Company be generally and unconditionally authorised for the purposes of the Act to allot Ordinary shares of 5p each in the Company ("shares") and to grant rights ("relevant rights") to subscribe for or convert any security into shares in the Company up to an aggregate nominal amount of £531,946 or, if less, the number representing 10% of the issued Ordinary share capital of the Company (excluding treasury shares) as at the date of the passing of this resolution, such authorisation to expire at the earlier of the conclusion of the Annual General Meeting of the Company to be held in 2023 or 31 October 2023 (whichever is earlier) unless previously renewed, revoked or varied by the Company in general meeting, save that the Company may at any time before the expiry of this authorisation make an offer which would or might require shares to be allotted or relevant rights to be granted after the expiry of this authorisation and the Directors of the Company may allot shares or grant relevant rights in pursuance of any such offer or agreement as if the authorisation conferred hereby had not expired.

To consider and, if thought fit, pass the following resolutions which will be proposed as special resolutions:

12. THAT, subject to the passing of resolution 11 set out in the notice of this meeting ("Section 551 Resolution") and in substitution for any existing authority under Sections 570 and 573 of the Companies Act 2006 (the "Act") but without prejudice to the exercise of any such authority prior to the date of this resolution, the Directors of the Company be empowered pursuant to Sections 570 and 573 of the Act to allot equity securities (within the meaning of Section 560 of the Act) either pursuant to the authorisation conferred by the Section 551 Resolution or by way of a sale of treasury shares, in each case for cash and as if Section 561(1) of the Act did not apply to such allotment or sale, provided that this power shall be limited to:

Notice of Annual General Meeting

Continued

- a) the allotment of equity securities or sale of treasury shares (otherwise than pursuant to sub-paragraph (b) below) up to an aggregate nominal amount of £531,946 or, if less the number representing 10% of the issued Ordinary share capital of the Company (excluding treasury shares) as at the date of the passing of this resolution, at a price representing a premium to the net asset value per share at allotment or sale, as determined by the Directors of the Company; and
- b) the allotment of equity securities at a price representing a premium to the net asset value per share at allotment, as determined by the Directors of the Company, in connection with an offer to (i) all holders of Ordinary shares of 5p each in the capital of the Company in proportion (as nearly as may be) to the respective numbers of Ordinary shares held by them and (ii) to holders of other equity securities as required by the rights of those securities (but subject to such exclusions, limits or restrictions or other arrangements as the Directors of the Company may consider necessary or appropriate to deal with treasury shares, fractional entitlements, record dates or legal, regulatory or practical problems in or under the laws of, or requirements of, any regulatory body of any stock exchange in any territory or otherwise howsoever); and

such power shall expire at the earlier of the conclusion of the Annual General Meeting of the Company to be held in 2023 or 31 October 2023, but so that this power shall enable the Company to make offers or agreements before such expiry which would or might require equity securities to be allotted after such expiry and the Directors of the Company may allot equity securities in pursuance of any such offer or agreement as if such expiry had not occurred.

13. THAT the Company be and is hereby generally and, subject as hereinafter appears, unconditionally authorised, in accordance with Section 701 of the Companies Act 2006 (the "Act"), to make market purchases (within the meaning of Section 693(4) of the Act) of fully paid Ordinary shares of 5p each in the capital of the Company ("Ordinary shares") and to cancel or hold in treasury such shares, provided that:

- a) the maximum aggregate number of Ordinary shares hereby authorised to be purchased shall be an aggregate of 15,947,763 Ordinary shares or, if less, the number representing 14.99% of the issued Ordinary share capital of the Company as at the date of the passing of this resolution;
- b) the minimum price which may be paid for an Ordinary share shall be 5p (exclusive of expenses);
- c) the maximum price (exclusive of expenses) which may be paid for an Ordinary share shall be the higher of:
 - i. 5% above the average of the market values of the Ordinary shares (as derived from the Daily Official List of the London Stock Exchange) for the Ordinary shares for the five business days immediately preceding the date of purchase; and
 - ii. the higher of the price of the last independent trade in Ordinary shares and the highest current independent bid for Ordinary shares on the London Stock Exchange; and
- d) unless previously varied, revoked or renewed, the authority hereby conferred shall expire at the earlier of the conclusion of the Annual General Meeting of the Company to be held in 2023 or 31 October 2023, save that the Company may, at any time prior to such expiry, enter into a contract or contracts to purchase Ordinary shares under such authority which will or might be completed or executed wholly or partly after the expiration of such authority and may make a purchase of Ordinary shares pursuant to any such contract or contracts.

14. THAT the articles of association in the form produced to the meeting and initialled by the Chairman (attached to this resolution) be adopted as the articles of association of the Company in substitution for, and to the exclusion of, the existing articles of association of the Company.

By order of the Board
Aberdeen Asset Management PLC
Company Secretary
6 July 2022

Registered Office
Bow Bells House
1 Bread Street
London EC4M 9HH

Notice of Annual General Meeting

Continued

Appendix to the Notice of Annual General Meeting

Summary of the principal proposed changes to the Company's Articles of Association

Under special resolution 14, the Company is proposing to adopt new Articles of Association (the "New Articles") to replace its current Articles of Association (the "Current Articles"). Set out below is a summary of the principal changes.

Adjust the trigger mechanism in the Current Articles for a future continuation vote (Article 138 of the Current Articles; Article 137 of the New Articles)

Under the Current Articles, there is a requirement for an ordinary resolution to be proposed at the next Annual General Meeting to approve the continuation of the Company, if, on average, the discount of share price to net asset value per Ordinary share (excluding current year net income) in the 90 days prior to the financial year end is in excess of 15 per cent.

The New Articles would include current year net income in the calculation of the net asset value per Ordinary share for the purpose of the continuation vote trigger. The Board believes that this is a more appropriate measure of the discount.

The mechanism proposed under the New Articles would first apply to the measurement period in 2023, i.e. the 90 days preceding 30 April 2023. The determination for the 90 days preceding 30 April 2022 was undertaken on the basis of the mechanism in the Current Articles, the outcome of which is confirmed on page 15.

Covid-19 related changes

While the Current Articles provide for electronic or virtual shareholder meetings, a number of investment trusts have updated their articles to reflect the specific experience in the recent pandemic. The Company proposes likewise, including changes to facilitate the holding of virtual or hybrid Shareholder meetings, as well as to implement health and safety measures at in-person meetings, and for postponement of meetings. This will provide more flexibility for the Company to respond to similar situations to those experienced during the recent pandemic. However, the Company will not hold virtual meetings in the absence of Government guidance preventing in-person meetings.

Removal of limitations on the Company's name (Article 139 of the Current Articles)

Under Article 139 of the Current Articles, abrdn has the right to insist on the Company changing its name to remove "Aberdeen" or similar if abrdn ceases to be investment manager of the Company. Given that "Aberdeen" is no longer used in the abrdn branding, the Board has agreed with abrdn that this Article is no longer appropriate and should therefore be deleted.

Minor updates

Various minor updates have been proposed in the New Articles, which the Board considers represent best practice for modern investment trust articles of association (the last change in the Company's articles having happened in 2013). Such updates include, but are not limited to amendments to/in response to:

- i. the requirements of the UK rules applying to alternative investment fund managers (the "AIFM Rules"). Such amendments to the Company's articles will not change the Company's current processes, rather they narrate more expressly the minimum requirements of the AIFM Rules;
- ii. facilitating execution and circulation of documents by electronic means, where the situation allows;
- iii. affording greater flexibility to the Company with regards to untraced shareholders; and
- iv. the introduction of international tax regimes requiring the exchange of information, including sections 1471 to 1474 of the US Tax Code, known as the Foreign Account Tax Compliance Act, and the Organisation for Economic Co-operation and Development Common Reporting Standard including, without limitation, the UK International Tax Compliance Regulations 2015.

The New Articles, together with a blackline showing amendments from the Current Articles, will be available for inspection under 'Key Literature' on the Company's website (**newdawn-trust.co.uk**) and on the National Storage Mechanism from the date of the Annual Report until the close of the Annual General Meeting, and will also be available for inspection at the venue of the Company's Annual General Meeting from 15 minutes before and during the Annual General Meeting.

Approval of Shareholders to the proposed adoption of the New Articles is sought at the Annual General Meeting by way of resolution 14, which is a Special Resolution.

Notice of Annual General Meeting

Continued

Notes

- i. Information about the meeting, including information required by section 311A of the Companies Act 2006, is available from the Company's website: **newdawn-trust.co.uk**.
- ii. A member entitled to attend, speak and vote is entitled to appoint one or more proxies to attend, speak and vote instead of him. A proxy need not be a member of the Company. You may appoint more than one proxy provided each proxy is appointed to exercise rights attached to different shares. You may not appoint more than one proxy to exercise the rights attached to any one share. A form of proxy and reply-paid envelope are enclosed.
- iii. Forms of proxy and the power of attorney or other authority, if any, under which they are signed or a notarially certified copy of that power of attorney or authority, should be sent to the address noted on the form of proxy so as to arrive not less than 48 hours (excluding non-working days) before the time fixed for the meeting. The return of a completed proxy form or other instrument of proxy will not prevent you attending the meeting and voting in person if you wish to do so. A member present in person or by proxy shall have one vote on a show of hands and on a poll every member present in person or by proxy shall have one vote for every Ordinary share of which they are a holder. As a member, you have the right to put questions at the meeting relating to the business being dealt with at the meeting.
- iv. In accordance with Regulation 41 of the Uncertificated Securities Regulations 2001, to have the right to attend and vote at the meeting referred to above a member must first have his or her name entered in the Company's register of members by not later than 6.30 p.m. on the day occurring two working days before the date of the meeting (or in the event that the meeting be adjourned on the register of members by not later than 6.30 p.m. on the day occurring two working days before the date of the adjourned meeting). Changes to entries on that register after that time (or, in the event that the meeting is adjourned, on the register of members later than 6.30 p.m. on the day occurring two working days before the date of any adjourned meeting) shall be disregarded in determining the rights of any member to attend and vote at the meeting referred to above.
- v. CREST members who wish to appoint a proxy or proxies by utilising the CREST electronic proxy appointment service may do so for the meeting and any adjournment(s) thereof by utilising the procedures described in the CREST Manual which can be viewed at www.euroclear.com. CREST personal members or other CREST sponsored members, and those CREST members who have appointed a voting service provider(s), should refer to their CREST sponsor or voting service provider(s), who will be able to take the appropriate action on their behalf.
- vi. In order for a proxy appointment made by means of CREST to be valid, the appropriate CREST message (a "CREST Proxy Instruction") must be properly authenticated in accordance with Euroclear UK & International Limited's ("EUI") specifications and must contain the information required for such instructions, as described in the CREST Manual. The message must be transmitted so as to be received by the issuer's agent (ID RA19) no later than 48 hours (excluding non-working days) before the time of the meeting or any adjournment. For this purpose, the time of receipt will be taken to be the time (as determined by the timestamp applied to the message by the CREST Applications Host) from which the issuer's agent is able to retrieve the message by enquiry to CREST in the manner prescribed by CREST.
- vii. CREST members and, where applicable, their CREST sponsors or voting service providers should note that EUI does not make available special procedures in CREST for any particular messages. Normal system timings and limitations will therefore apply in relation to the input of CREST Proxy Instructions. It is the responsibility of the CREST member concerned to take (or, if the CREST member is a CREST personal member or sponsored member or has appointed a voting service provider(s), to procure that his CREST sponsor or voting service provider(s) take(s)) such action as shall be necessary to ensure that a message is transmitted by means of the CREST system by any particular time. In this connection, CREST members and, where applicable, their CREST sponsors or voting service providers are referred, in particular, to those sections of the CREST Manual concerning practical limitations of the CREST system and timings.
- viii. The Company may treat as invalid a CREST Proxy Instruction in the circumstances set out in Regulation 35(5)(a) of the Uncertificated Securities Regulations 2001.

- ix. If you are an institutional investor you may be able to appoint a proxy electronically via the Proxymity platform, a process which has been agreed by the Company and approved by the Registrar. For further information regarding Proxymity, please go to www.proxymity.io. Your proxy must be lodged by 12 noon on 2 September 2022 in order to be considered valid. Before you can appoint a proxy via this process you will need to have agreed to Proxymity's associated terms and conditions. It is important that you read these carefully as you will be bound by them and they will govern the electronic appointment of your proxy.
- x. A person to whom this notice is sent who is nominated under Section 146 of the Companies Act 2006 to enjoy information rights (a "Nominated Person") does not have the right to appoint a proxy. A Nominated Person may, however, have specific rights to instruct the member who granted them information rights as to how that member exercises their right to appoint a proxy.
- xi. No Director has a service contract with the Company. Copies of the Directors' letters of appointment are available for inspection at the Company's registered office and for 15 minutes prior to, and at, the meeting.
- xii. The Register of Directors' Interests kept by the Company in accordance with Section 809 of the Companies Act 2006 will be open for inspection at the meeting.
- xiii. It is possible that, pursuant to requests made by members of the Company under Section 527 of the Companies Act 2006, the Company may be required to publish on a website a statement setting out any matter relating to: (i) the audit of the Company's accounts (including the Auditor's report and the conduct of the audit) that are to be laid before the meeting; or (ii) any circumstances connected with an auditor of the Company ceasing to hold office since the previous meeting at which annual accounts and reports were laid in accordance with Section 437 of the Companies Act 2006. The Company may not require the members requesting any such website publication to pay its expenses in complying with Sections 527 or 528 of the Companies Act 2006. Where the Company is required to place a statement on a website under Section 527 of the Companies Act 2006, it must forward the statement to the Company's Auditor not later than the time when it makes the statement available on the website. The business which may be dealt with at the meeting includes any statement that the Company has been required under Section 527 of the Companies Act 2006 to publish on a website.
- xiv. As at 6 July 2022, being the latest practicable date prior to publication of this document, the Company had 106,389,348 Ordinary shares in issue and 10,709,701 shares held in treasury, with a total of 106,389,348 voting rights.
- xv. Any person holding 3% of the total voting rights in the Company who appoints a person other than the Chairman as his proxy will need to ensure that both he and such third party complies with their respective disclosure obligations under the Disclosure Guidance and Transparency Rules.
- xvi. There are special arrangements for holders of shares through the abrdn Investment Plan for Children, abrdn Investment Trust Share Plan and abrdn Investment Trust ISA. These are explained in the 'Letter of Direction' which such holders will have received with this report.
- xvii. Under section 319A of the Companies Act 2006, the Company must answer any question relating to the business being dealt with at the meeting put by a member attending the meeting unless: (i) answering the question would interfere unduly with the preparation for the meeting or involve the disclosure of confidential information; (ii) the answer has already been given on a website in the form of an answer to a question; or (iii) it is undesirable in the interests of the Company or the good order of the meeting that the question be answered.
- xviii. Shareholders are advised that, unless otherwise stated, any telephone number, website or e-mail address which may be set out in this notice of Annual General Meeting or in any related documents (including the proxy form) is not to be used for the purposes of serving information or documents on, or otherwise communicating with, the Company for any purposes other than those expressly stated.

Notice of Annual General Meeting

Continued

- xix. Except as provided above, members who have general queries about the meeting should use the following means of communication (no other methods of communication will be accepted): Tel. 0371 384 2504 (calls to this number are determined by the caller's service provider). Overseas shareholders please call: +44 (0)121 415 7047. Lines open 8.30 a.m. to 5.30 p.m. Monday to Friday (excluding public holidays in England and Wales).
- xx. Should circumstances change significantly before the time of the Annual General Meeting, the Company will notify shareholders of any changes to the arrangements by updating the Company's website and through a stock exchange announcement, where appropriate, as early as is possible before the date of the meeting. Shareholders should note that if law or Government guidance so requires at the time of the meeting, the Chairman of the meeting will limit, in his/her sole discretion, the number of individuals in attendance at the meeting and may be required to impose entry restrictions on certain persons wishing to attend the meeting in order to ensure the safety of those attending.

Contact Addresses

Directors

Donald Workman (Chairman)
Marion Sears
Stephen Souchon
Hugh Young
Nicole Yuen

Company Secretary & Registered Office

Aberdeen Asset Management PLC
Bow Bells House
1 Bread Street
London EC4M 9HH

Email: CEF.CoSec@abrdn.com

Alternative Investment Fund Manager

Aberdeen Standard Fund Managers Limited
Bow Bells House
1 Bread Street
London EC4M 9HH

Investment Manager

abrdn Asia Limited
21 Church Street
#01-01 Capital Square Two
Singapore 049480

abrdn Customer Services Department, Investment Plan for Children, Share Plan and ISA Enquiries

abrdn Investment Trusts
PO Box 11020
Chelmsford
Essex CM99 2DB

Freephone: **0808 500 0040**
(open Monday to Friday, 9.00 a.m. to 5.00 p.m. excluding
public holidays in England and Wales)

Email: inv.trusts@abrdn.com

Company Registration Number

Registered in England & Wales No. 02377879

United States Internal Revenue Service FATCA Registration Number ("GIIN")

SL62LS.99999.SL.826

Legal Entity Identifier ("LEI")

5493002K00AHWEME3J36

Registrar

Equiniti Limited
Aspect House
Spencer Road
Lancing
West Sussex BN99 6DA

Shareholder help can be found at shareview.co.uk.
Alternatively, you can contact the Shareholder Helpline:
0371 384 2504*

(*Lines open 8.30 a.m. to 5.30 p.m., Monday to Friday
excluding public holidays in England and Wales). Charges
for calling telephone numbers starting with '03' are
determined by the caller's service provider.)

Overseas helpline number: **+44 (0)121 415 7047**

Depository

BNP Paribas Trust Corporation UK Limited
10 Harewood Avenue
London NW1 6AA

Stockbroker

Panmure Gordon (UK) Limited
One New Change
London EC4M 9AF

Auditor

Johnston Carmichael LLP
7-11 Melville Street
Edinburgh EH3 7PE

Solicitors

Dentons UK and Middle East LLP
One Fleet Place
London EC4M 7WS

Bankers

The Royal Bank of Scotland International Limited
London Branch
Level 7
1 Princes Street
London EC2R 8BP

Website

newdawn-trust.co.uk



For more information visit newdawn-trust.co.uk

abrdn.com